

## Table of Contents

Introduction

Analytical Technologies

Antifoaming Agents

Polyethylene Glycol

Silicone

Emulsifiers

Egg Lecithin

Soy Lecithin

Hypromellose

Polysorbate 80

Stabilizers

Gum Arabic

Surfactants

Spans

References



# Chromatography for Foods and Beverages

## Antifoaming Agents, Emulsifiers and Surfactants Applications Notebook

Complex Compounds, Simplified Analysis

## Table of Contents

[Introduction](#)

[Analytical Technologies](#)

[Antifoaming Agents](#)

[Polyethylene Glycol](#)

[Silicone](#)

[Emulsifiers](#)

[Egg Lecithin](#)

[Soy Lecithin](#)

[Hypromellose](#)

[Polysorbate 80](#)

[Stabilizers](#)

[Gum Arabic](#)

[Surfactants](#)

[Spans](#)

[References](#)



# Antifoaming Agents, Emulsifiers, and Surfactants

## Introduction

Antifoaming agents, emulsifiers, and surfactants are food additives that help maintain the appearance and texture of foods, but possess little nutritional value, *per se*. They are also important in food manufacturing and preparation.

## Table of Contents

Introduction

Analytical Technologies

Antifoaming Agents

Polyethylene Glycol

Silicone

Emulsifiers

Egg Lecithin

Soy Lecithin

Hypromellose

Polysorbate 80

Stabilizers

Gum Arabic

Surfactants

Spans

References



# Food Compendium: Analytical Technologies



## High-Performance Liquid Chromatography

Thermo Scientific™ Dionex™ UltiMate™ 3000 UHPLC+ systems offer excellent chromatographic performance, operational simplicity and unrivaled flexibility. Choose from a wide range of standard and unique specialty detectors to extend your laboratory's analytical capabilities.



## UltiMate 3000 UHPLC+ Systems

### Table of Contents

[Introduction](#)

[Analytical Technologies](#)

[Antifoaming Agents](#)

[Polyethylene Glycol](#)

[Silicone](#)

[Emulsifiers](#)

[Egg Lecithin](#)

[Soy Lecithin](#)

[Hypromellose](#)

[Polysorbate 80](#)

[Stabilizers](#)

[Gum Arabic](#)

[Surfactants](#)

[Spans](#)

[References](#)

### Best-in-class HPLC systems for all your chromatography needs

UltiMate 3000 UHPLC+ Systems provide excellent chromatographic performance while maintaining easy, reliable operation. The basic and standard analytical systems offer ultra HPLC (UHPLC) compatibility across all modules, ensuring maximum performance for all users and all laboratories.

Covering flow rates from 20 nL/min to 10 mL/min with an industry-leading range of pumping, sampling, and detection modules, UltiMate 3000 UHPLC+ Systems provide solutions from nano to semipreparative, from conventional LC to UHPLC.

### Superior chromatographic performance

- UHPLC design philosophy throughout nano, standard analytical, and rapid separation liquid chromatography (RSLC)
- 620 bar (9,000 psi) and 100 Hz data rate set a new benchmark for basic and standard analytical systems
- RSLC systems go up to 1000 bar and data rates up to 200 Hz
- ×2 Dual System for increased productivity solutions in routine analysis
- Fully UHPLC compatible advanced chromatographic techniques
- Thermo Scientific™ Dionex™ Viper™ and nanoViper™ fingertight fittings—the first truly universal, fingertight fitting system even at UHPLC pressures





## UltiMate 3000 UHPLC+ Systems

We are uniquely focused on making UHPLC technology available to all users, all laboratories, and for all analytes.

### Table of Contents

[Introduction](#)

[Analytical Technologies](#)

[Antifoaming Agents](#)

[Polyethylene Glycol](#)

[Silicone](#)

[Emulsifiers](#)

[Egg Lecithin](#)

[Soy Lecithin](#)

[Hypromellose](#)

[Polysorbate 80](#)

[Stabilizers](#)

[Gum Arabic](#)

[Surfactants](#)

[Spans](#)

[References](#)



### Rapid Separation LC Systems

The extended flowpressure footprint of the RSLC system provides the performance for ultrafast high-resolution and conventional LC applications.



### RSLCnano Systems

The Rapid Separation nano LC System (RSLCnano) provides the power for high resolution and fast chromatography in nano, capillary, and micro LC.



### Standard LC Systems

Choose from a wide variety of standard LC systems for demanding LC applications at nano, capillary, micro, analytical, and semipreparative flow rates.



### Basic LC Systems

UltiMate 3000 Basic LC Systems are UHPLC compatible and provide reliable, high performance solutions to fit your bench space and your budget.



## Table of Contents

[Introduction](#)

[Analytical Technologies](#)

[Antifoaming Agents](#)

[Polyethylene Glycol](#)

[Silicone](#)

[Emulsifiers](#)

[Egg Lecithin](#)

[Soy Lecithin](#)

[Hypromellose](#)

[Polysorbate 80](#)

[Stabilizers](#)

[Gum Arabic](#)

[Surfactants](#)

[Spans](#)

[References](#)

## UltiMate 3000 Variable Wavelength Detectors

The Thermo Scientific Dionex UltiMate 3000 VWD-3000 is a variable wavelength detector (VWD) series for industry leading UV-Vis detection. The forward optics design and wide range of available flow cells ensure optimal performance over a flow rate range of five orders of magnitude. Automated qualification, performance optimization, and instrument wellness monitoring deliver maximum uptime, simplify work-flow, and give you full confidence in your analytical results. The detector is available in a standard 100 Hz (VWD-3100) and a 200 Hz Rapid Separation version (VWD-3400RS) for the most challenging UHPLC applications.

### High-Performance UV-Vis Detection

- The VWD-3400RS variant provides data collection rates of up to 200 Hz for optimal support of today's and tomorrow's UHPLC separations
- The VWD-3100 standard detector operates at up to 100 Hz data rate for optimum support of 62 MPa (9000 psi) UltiMate 3000 Standard systems
- Superior detection of trace analytes with low noise ( $< -2.0 \mu\text{AU}$ ) and drift ( $< 100 \mu\text{AU/h}$ )
- The detector's large linearity range of up to 2.5 AU is ideal for applications with widely varying analyte concentrations
- Up to four absorption channels (VWD-3400RS) and spectral scans support effective method development
- Active temperature control of optics and electronics for data acquisition independent of ambient conditions

## Standard HPLC Detectors

- Front panel access for quick and easy lamps and flow cells changes
- Automated qualification monitoring for full regulatory compliance
- Large front panel display for monitoring the detector status even from a distance
- Maximize uptime using predictive performance-based on monitoring the life cycle of detector lamps
- The detector can be upgraded with the Thermo Scientific Dionex pH/Conductivity Monitor (PCM-3000) for accurate and precise pH- and conductivity monitoring
- Unique 45 nL ultra-low dispersion UV monitor for dispersion-free UV detection in LC/MS



UltiMate 3000 VWD-3400 Variable Wavelength Detector.



## Table of Contents

[Introduction](#)

[Analytical Technologies](#)

[Antifoaming Agents](#)

[Polyethylene Glycol](#)

[Silicone](#)

[Emulsifiers](#)

[Egg Lecithin](#)

[Soy Lecithin](#)

[Hypromellose](#)

[Polysorbate 80](#)

[Stabilizers](#)

[Gum Arabic](#)

[Surfactants](#)

[Spans](#)

[References](#)

## UltiMate 3000 Diode Array and Multiple-Wavelength Detectors

The Thermo Scientific Dionex UltiMate DAD 3000 detector is a high-resolution, 1024-element diode array detector (DAD) available in Rapid Separation (200 Hz) and Standard (100 Hz) versions. It operates with the Thermo Scientific™ Dionex™ Chromeleon™ Chromatography Data System (CDS) software to provide a variety of spectra views, including 3-D plotting and automated chromatogram handling. The high resolution and low-noise performance of the DAD-3000 family makes it ideal for the most sensitive and accurate library searches and peak purity analyses.

The detector is also available as a multiple wavelength detector (MWD) in Standard (100 Hz) and Rapid Separation (200 Hz) versions.


- Data collection at up to 200 Hz using a maximum of eight single-wavelength data channels and one 3-D field (3-D only with DAD-3000 (RS)) for best support of ultrafast separations
- Standard versions operate at up to 100 Hz data collection rate for optimum support of 62 MPa (9000 psi) UltiMate 3000 Standard systems
- Accurate compound confirmation with a 1024-element, high resolution photodiode array
- Flexibility in both UV and Vis applications with 190–800 nm wavelength range
- Low-noise over the full spectral range using deuterium and tungsten lamps
- Fast and accurate wavelength verification using a built-in holmium oxide filter

## Standard HPLC Detectors

- The detector can be upgraded with the UltiMate PCM 3000 for accurate monitoring pH gradients
- Excellent reliability and reproducibility with low baseline drift (typically < 500  $\mu$ AU/h)
- Simplified routine maintenance with front access to pre-aligned cells and lamps
- ID chips on flow cells and lamps for identification and life-span monitoring
- Chromeleon CDS software for full control and flexible data handling
- Front-panel display for easy monitoring of detector status to maximize uptime
- Flow cells for semi-micro, semi-analytical, analytical, and semi-preparative applications
- Flow cells available in stainless steel and biocompatible versions



UltiMate 3000 DAD-3000 Diode Array Detector



## Standard HPLC Detectors

### RefractoMax 521 Refractive Index Detector

The Thermo Scientific RefractoMax 521 Refractive Index Detector from ERC Inc. This detector, in combination with the UltiMate 3000 system, is the right choice for the isocratic analysis of sugars, polymers, and fatty acids. It features fast baseline stabilization and excellent reproducibility, combined with high sensitivity. The RefractoMax 521 is fully controlled by the Chromeleon CDS, and can also operate in stand-alone mode.

- The detector is highly sensitive and applicable universally. It provides very stable baselines with a drift of 0.2  $\mu$ RIU/h and a noise specification of 2.5 nRIU or less
- The optical bench, thermostatically regulated from 30 °C to 55 °C, and the superior signal-to-noise ratio ensure highly precise measurement results
- The extended flow rate range from 1 mL/min up to 10 mL/min and the operating range of 1.00 to 1.75 RIU enable the use of this detector for a wide range of applications
- Applications include the analysis of all compounds with low UV-Vis activity, such as alcohols, mono- and polysaccharides, esters, fatty acids, or polymers
- An Auto Set-up function automates purging, equilibration, autozero, and the control baseline stability and noise
- Operation with Chromeleon CDS makes the detector easy to use and ensures maximum productivity in instrument control, data processing, and reporting of results



RefractoMax 521 Refractive Index Detector

## Table of Contents

[Introduction](#)

[Analytical Technologies](#)

[Antifoaming Agents](#)

[Polyethylene Glycol](#)

[Silicone](#)

[Emulsifiers](#)

[Egg Lecithin](#)

[Soy Lecithin](#)

[Hypromellose](#)

[Polysorbate 80](#)

[Stabilizers](#)

[Gum Arabic](#)

[Surfactants](#)

[Spans](#)

[References](#)

## Table of Contents

Introduction

Analytical Technologies

Antifoaming Agents

Polyethylene Glycol

Silicone

Emulsifiers

Egg Lecithin

Soy Lecithin

Hypromellose

Polysorbate 80


Stabilizers

Gum Arabic

Surfactants

Spans

References



## Corona Veo Charged Aerosol Detector

Charged Aerosol Detection provides near universal detection independent of chemical structure for non- or semi-volatile analytes with HPLC and UHPLC. A Thermo Scientific™ Dionex™ Corona™ Veo™ Charged Aerosol detector is ideally suited as a primary detector for any laboratory, while providing complementary data to UV or MS methods. No other LC detector available today can match the performance of a Corona Veo detector.

- High sensitivity – single-digit nanogram on column
- Consistent response – independent of chemical structure
- Wide dynamic range – to four orders of magnitude or greater
- Simple to use – easy to integrate with any HPLC/UHPLC system

The Corona Veo detector gives the simplicity, reproducibility and performance required for a full range of applications from basic research to manufacturing QC/QA. With charged aerosol detection you get predictable responses to measure analytes in direct proportion to their relative amounts for quantitation without actual standards.

This detector offers the flexibility to use reversed-phase gradients, as well as normal phase and HILIC modes of separation on any LC system. And, in many cases eliminates the need for derivatization or sample pre-treatment to provide real dilute-and-shoot simplicity.

## Specialty HPLC Detectors



Corona Veo Charged Aerosol Detector

## Table of Contents

[Introduction](#)

[Analytical Technologies](#)

[Antifoaming Agents](#)

[Polyethylene Glycol](#)

[Silicone](#)

[Emulsifiers](#)

[Egg Lecithin](#)

[Soy Lecithin](#)

[Hypromelose](#)

[Polysorbate 80](#)

[Stabilizers](#)

[Gum Arabic](#)

[Surfactants](#)

[Spans](#)

[References](#)



## Ultimate 3000 Electrochemical Detector

Electrochemical detection delivers high sensitivity for neurotransmitter analysis, simplicity and robustness for pharmaceutical or clinical diagnostics, and the selectivity for the characterization of complex samples such as natural products, biological tissues and fluids. For today's researcher, there is a continuing need for detecting vanishingly small quantities of analyte and often in complex samples. Because electrochemical detection measures only compounds that can undergo oxidation or reduction it is both highly sensitive and very selective.

The Thermo Scientific Dionex UltiMate 3000 Electrochemical Detector, designed by the pioneers of coulometric electrochemical detection, delivers state-of-the-art sensor technologies complete with an entire range of high performance and ultra-high performance LC systems optimized for electrochemical detection. The UltiMate 3000 ECD-3000RS takes electrochemical detection to the next level with UHPLC compatibility, total system integration, and selection of detection mode, all with unprecedented operational simplicity.

## Specialty HPLC Detectors

### Features include:

- Detection Modes – choose from DC and PAD for optimum analyte response
- Choice of sensors – both coulometric and amperometric sensors to meet the demands of any application
- UHPLC compatibility – ultralow peak dispersion and high data acquisition rates for conventional or fast, high resolution chromatography
- Modularity – easily expandable to multiple independent sensors for unrivaled flexibility
- Autoranging – simultaneously measure both low and high levels of analytes without losing data
- SmartChip™ technology – easy operation with automatic sensor recognition, event logging and electrode protection



UltiMate 3000 Electrochemical Detector



## Table of Contents

[Introduction](#)

[Analytical Technologies](#)

[Antifoaming Agents](#)

[Polyethylene Glycol](#)

[Silicone](#)

[Emulsifiers](#)

[Egg Lecithin](#)

[Soy Lecithin](#)

[Hypromellose](#)

[Polysorbate 80](#)

[Stabilizers](#)

[Gum Arabic](#)

[Surfactants](#)

[Spans](#)

[References](#)



## CoulArray Multi-electrode Array Detector

The Thermo Scientific™ Dionex™ CoulArray™ Multi-electrode Array detector is the only practical multi-channel electrochemical detection system that allows you to measure multiple analytes simultaneously, including those that are chromatographically unresolved. The CoulArray detector delivers the widest dynamic range of any available electrochemical detector with unmatched selectivity for detection of trace components in complex matrixes, even when used with aggressive gradients.

- Measures analytes from femtomole to micromole levels
- Greatly simplify sample preparation and eliminate interferences
- Simultaneously analyze multiple analytes in very complex samples
- Easily produce qualitative information for compound identification

Multiple system configurations offer 4, 8, 12, or 16 channels that can be upgraded anytime. The unique data acquisition and processing software uses automatic signal ranging and a unique patented baseline correction algorithms to provide identification and quantitation of single or multiple analytes and powerful 3D data for quick sample fingerprint confirmation with integration to pattern recognition platforms.

With the power of coulometric array technology, the CoulArray detector can give you the qualitative data of a optical PDA with 1,000 fold greater sensitivity to profile the characteristic qualities of products, determine integrity, identify adulteration and even evaluate competitors' products.

## Specialty HPLC Detectors



CoulArray Multi-electrode Array Detector



## Table of Contents

[Introduction](#)

[Analytical Technologies](#)

[Antifoaming Agents](#)

[Polyethylene Glycol](#)

[Silicone](#)

[Emulsifiers](#)

[Egg Lecithin](#)

[Soy Lecithin](#)

[Hypromellose](#)

[Polysorbate 80](#)

[Stabilizers](#)

[Gum Arabic](#)

[Surfactants](#)

[Spans](#)

[References](#)

## Specialty HPLC Detectors

### Ultimate 3000 Fluorescence Detector

The Thermo Scientific Dionex UltiMate 3000 FLD-3000 is a high-sensitivity fluorescence detector series for UltiMate 3000 HPLC systems. It is available in Rapid Separation (RS) and Standard (SD) versions. The optics of the FLD-3000 series provide maximum stray-light suppression for best detection sensitivity. Operated with the Chromeleon CDS software, the detector provides automated qualification, various tools for method development, and instrument wellness monitoring for ease of use, maximum uptime, and the highest degree of regulatory compliance.

- Data collection at up to 200 Hz for optimal support of even the fastest UHPLC separations (FLD-3400RS)
- Standard detectors operate at up to 100 Hz data rate for optimum support of 62 MPa (9,000 psi) UltiMate 3000 standard systems
- Lowest limits of detection with a Raman signal-to-noise ratio (S/N): > 550 ASTM (> 2100 using dark signal as noise reference)

- Unsurpassed reproducibility with active flow cell temperature control for stable fluorophore activity independent of changes in ambient temperature
- Long-life xenon flash lamp for highest sensitivity and long-term operation without the need for frequent lamp changing
- Optional second photomultiplier (PMT) for unique Dual-PMT operation, offering an extended wavelength range up to 900 nm without sacrificing sensitivity in the standard wavelength range
- Two-dimensional (2D) or three dimensional (3D) excitation, emission, or synchro scans to provide the highest degree of flexibility for method development or routine sample characterization
- Innovative Variable Emission Filter for real-time compound-related sensitivity optimization (FLD-3400RS only)
- Large front-panel display for easy monitoring of the detector status
- Two flow-cell sizes for easy optimization to application requirements: the 8  $\mu$ L flow cell is ideal for trace analysis, and the 2  $\mu$ L flow cell offers best peak resolution with narrow-bore HPLC and UHPLC columns



Ultimate 3000 Fluorescence Detector

## Table of Contents

Introduction

Analytical Technologies

Antifoaming Agents

Polyethylene Glycol

Silicone

Emulsifiers

Egg Lecithin

Soy Lecithin

Hypromelose

Polysorbate 80

Stabilizers

Gum Arabic

Surfactants

Spans

References

# Food Compendium: Analytical Technologies



## Ion Chromatography

Thermo Scientific Dionex IC systems have led the analytical instrument industry for over 30 years with solutions that represent state-of-the-art technological advancements and patented technologies.

## Table of Contents

[Introduction](#)

[Analytical Technologies](#)

[Antifoaming Agents](#)

[Polyethylene Glycol](#)

[Silicone](#)

[Emulsifiers](#)

[Egg Lecithin](#)

[Soy Lecithin](#)

[Hypromellose](#)

[Polysorbate 80](#)

[Stabilizers](#)

[Gum Arabic](#)

[Surfactants](#)

[Spans](#)

[References](#)



## Innovative Ion Chromatography Solutions

Our High-Pressure™ Ion Chromatography (HPIC™) systems include the Thermo Scientific Dionex ICS-5000+ HPIC system, which is optimized for flexibility, modularity, and ease-of-use, combining the highest chromatographic resolution with convenience. In addition, the Thermo Scientific Dionex ICS-4000 Capillary HPIC system is the world's first commercially available dedicated capillary high-pressure Reagent-Free™ (RFIC™) IC system. The Dionex ICS-4000 system is always ready for the next analysis, delivering high-pressure IC on demand.

Reagent-Free IC systems eliminate daily tasks of eluent and regenerant preparation in turn saving time, preventing errors, and increasing convenience. RFIC-EG systems use electrolytic technologies to generate eluent on demand from deionized water, and to suppress the eluent back to

pure water to deliver unmatched sensitivity. RFIC-ER systems are designed to use carbonate, carbonate/ bicarbonate, or MSA eluents for isocratic separations.

At the heart of our ion chromatography portfolio is a unique set of column chemistries that provide high selectivities and efficiencies with excellent peak shape and resolution. Thermo Scientific™ Dionex™ IonPac™ chromatography columns address a variety of chromatographic separation modes including ion exchange, ion exclusion, reversed-phase ion pairing, and ion suppression. Our column chemistries are designed to solve specific applications, and we offer a variety of selectivities and capacities for simple and complex samples. Additionally, our Dionex IonPac column line is available in standard bore, microbore and capillary formats for the ultimate application flexibility.



Thermo Scientific Dionex IC instrument family

## Table of Contents

Introduction

Analytical Technologies

Antifoaming Agents

Polyethylene Glycol

Silicone

Emulsifiers

Egg Lecithin

Soy Lecithin

Hypromellose

Polysorbate 80

Stabilizers

Gum Arabic

Surfactants

Spans

References



# Food Compendium: Analytical Technologies



## Mass Spectrometry

Thermo Fisher Scientific provides advanced integrated IC/MS and LC/MS solutions with superior ease-of-use and modest price and space requirements. UltiMate 3000 System Wellness technology and automatic MS calibration allow continuous operation with minimal maintenance. The Dionex ion chromatography family automatically removes mobile phase ions for effort-free transition to MS detection.





## Table of Contents

[Introduction](#)

[Analytical Technologies](#)

[Antifoaming Agents](#)

[Polyethylene Glycol](#)

[Silicone](#)

[Emulsifiers](#)

[Egg Lecithin](#)

[Soy Lecithin](#)

[Hypromellose](#)

[Polysorbate 80](#)

[Stabilizers](#)

[Gum Arabic](#)

[Surfactants](#)

[Spans](#)

[References](#)

## Mass Spectrometry Instruments

### Single-Point Control and Automation

Thermo Fisher Scientific provides advanced integrated IC/MS and LC/MS solutions with superior ease-of-use and modest price and space requirements. UltiMate 3000 System Wellness technology and automatic MS calibration allow continuous operation with minimal maintenance. The Dionex ion chromatography family automatically remove mobile phase ions for effort-free transition to MS detection.

- Thermo Scientific™ MSQ Plus™ mass spectrometer, the smallest and most sensitive single quadrupole on the market for LC and IC
- Self-cleaning ion source for low maintenance operation

- Chromeleon CDS software for single-point method setup, instrument control, and data management compatible with existing IC and LC methods
- The complete system includes the MSQ Plus mass spectrometer, PC data system, electrospray ionization (ESI) and atmospheric pressure chemical ionization (APCI) probe inlets, and vacuum system

Now, you no longer need two software packages to operate your LC/MS system. Chromeleon CDS software provides single-software method setup and instrument control; powerful UV, conductivity, and MS data analysis; and fully integrated reporting.



MSQ Plus Mass Spectrometer



## Table of Contents

Introduction

Analytical Technologies

Antifoaming Agents

Polyethylene Glycol

Silicone

Emulsifiers

Egg Lecithin

Soy Lecithin

Hypromellose

Polysorbate 80

Stabilizers

Gum Arabic

Surfactants

Spans

References

# Food Compendium: Analytical Technologies



## Chromatography Data Systems

Tackle chromatography management challenges with the world's most complete chromatography software. Whether your needs are simple or complex or your scope is a single instrument, a global enterprise, or anything in between – the combination of Chromeleon CDS' scalable architecture and unparalleled ease-of use, makes your job easy and enjoyable with one Chromatography Data System for the entire lab.



## Table of Contents

[Introduction](#)

[Analytical Technologies](#)

[Antifoaming Agents](#)

[Polyethylene Glycol](#)

[Silicone](#)

[Emulsifiers](#)

[Egg Lecithin](#)

[Soy Lecithin](#)

[Hypromellose](#)

[Polysorbate 80](#)

[Stabilizers](#)

[Gum Arabic](#)

[Surfactants](#)

[Spans](#)

[References](#)

## The Fastest Way from Samples to Results

The 7.2 release of Chromeleon Chromatography Data System software is the first CDS that combines separation (GC/IC/LC) and Mass Spectrometry (MS) in an enterprise (client/server) environment. By extending Chromeleon 7.2 CDS beyond chromatography into MS, lab technicians can now streamline their chromatography and MS quantitation workflows with a single software package. MS support in Chromeleon 7.2 CDS is focused on routine and quantitative workflows, which provides access to rich quantitative data processing and automation capabilities — ultimately boosting your overall lab productivity and increasing the quality of your analytical results.



## Chromeleon CDS Software

- Enjoy a modern, intuitive user interface designed around the principle of operational simplicity
- Streamline laboratory processes and eliminate errors with eWorkflows™, which enable anyone to perform a complete analysis perfectly with just a few clicks
- Access your instruments, data, and eWorkflows instantly in the Chromeleon Console
- Locate and collate results quickly and easily using powerful built-in database query features
- Interpret multiple chromatograms at a glance using MiniPlots
- Find everything you need to view, analyze, and report data in the Chromatography Studio
- Accelerate analyses and learn more from your data through dynamic, interactive displays
- Deliver customized reports using the built-in Excel compatible spreadsheet

## Table of Contents

Introduction

Analytical Technologies

Antifoaming Agents

Polyethylene Glycol

Silicone

Emulsifiers

Egg Lecithin

Soy Lecithin

Hypromelose

Polysorbate 80

Stabilizers

Gum Arabic

Surfactants

Spans

References




# Food Compendium: Analytical Technologies



## Process Analytical Systems

Thermo Scientific Dionex process analytical systems provide timely results by moving chromatography-based measurements on-line.



## Process Analytical Systems and Software

### Table of Contents

[Introduction](#)

[Analytical Technologies](#)

[Antifoaming Agents](#)

[Polyethylene Glycol](#)

[Silicone](#)

[Emulsifiers](#)

[Egg Lecithin](#)

[Soy Lecithin](#)

[Hypromellose](#)

[Polysorbate 80](#)

[Stabilizers](#)

[Gum Arabic](#)

[Surfactants](#)

[Spans](#)

[References](#)

### Improved Process Monitoring with On-line Chromatography IC and LC Systems

Information from the Thermo Scientific Dionex Integral process analyzer can help reduce process variability, improve efficiency, and reduce downtime. These systems provide comprehensive, precise, accurate information faster than is possible with laboratory-based results. From the lab to the factory floor, your plant's performance will benefit from the information provided by on-line LC.

- Characterize your samples completely with multicomponent analysis
- Reduce sample collection time and resources with automated multipoint sampling
- Improve your process control with more timely results
- See more analytes with unique detection capabilities
- The Thermo Scientific Integral Migration Path approach lets you choose the systems that best meets your needs



Integral process analyzer

## Table of Contents

Introduction

Analytical Technologies

Antifoaming Agents

Polyethylene Glycol

Silicone

Emulsifiers

Egg Lecithin

Soy Lecithin

Hypromellose

Polysorbate 80

Stabilizers

Gum Arabic

Surfactants

Spans

References

# Food Compendium: Analytical Technologies



## Automated Sample Preparation

Solvent extractions that normally require labor-intensive steps are automated or performed in minutes, with reduced solvent consumption and reduced sample handling using the Thermo Scientific™ Dionex™ ASE™ Accelerated Solvent Extractor system or Thermo Scientific™ Dionex™ AutoTrace™ 280 Solid-Phase Extraction instrument.

## Table of Contents

[Introduction](#)

[Analytical Technologies](#)

[Antifoaming Agents](#)

[Polyethylene Glycol](#)

[Silicone](#)

[Emulsifiers](#)

[Egg Lecithin](#)

[Soy Lecithin](#)

[Hyromelose](#)

[Polysorbate 80](#)

[Stabilizers](#)

[Gum Arabic](#)

[Surfactants](#)

[Spans](#)

[References](#)



## Accelerated Solvent Extractor System

### Complete Extractions in Less Time Using Less Solvent

Thermo Scientific Dionex ASE systems extract of solid and semisolid samples using common solvents at elevated temperature and pressure. The Dionex ASE 150 and 350 systems feature pH-hardened pathways with Dionium™ components to support extraction of acidic or alkaline matrices, and combine pretreatment, solvent extraction, and cleanup into one step. Dionium is zirconium that has undergone a proprietary

hardening process that makes it inert to chemical attack by acids and bases at elevated temperatures.

Dionex ASE systems are dramatically faster than Soxhlet, sonication, and other extraction methods, and require significantly less solvent and labor. Accelerated solvent extraction methods are accepted and established in the environmental, pharmaceutical, foods, polymers and consumer product industries. Accelerated solvent extraction methods are accepted and used by government agencies worldwide.



Dionex ASE 150/350 and Dionex AutoTrace 280 SPE instruments



## Table of Contents

[Introduction](#)

[Analytical Technologies](#)

[Antifoaming Agents](#)

[Polyethylene Glycol](#)

[Silicone](#)

[Emulsifiers](#)

[Egg Lecithin](#)

[Soy Lecithin](#)

[Hypromellose](#)

[Polysorbate 80](#)

[Stabilizers](#)

[Gum Arabic](#)


[Surfactants](#)

[Spans](#)

[References](#)



# Antifoaming Agents, Emulsifiers, and Surfactants



## Antifoaming Agents

An antifoaming agent, sometimes referred to as a defoamer, is a chemical additive that reduces, hinders or breaks a foam that has already formed. For the food industry, uncontrolled foaming causes a severe loss of production capacity, including inefficient mixing or pumping, downtime from clogged lines, overflows, spillage hazards and product waste. Antifoaming agents are also used to curb effusion or effervescence that can occur in preparation or serving of foods and beverages.



## Antifoaming Agent: Polyethylene Glycol

### Table of Contents

[Introduction](#)

[Analytical Technologies](#)

[Antifoaming Agents](#)

[Polyethylene Glycol](#)

[Silicone](#)

[Emulsifiers](#)

[Egg Lecithin](#)

[Soy Lecithin](#)

[Hypromellose](#)

[Polysorbate 80](#)

[Stabilizers](#)

[Gum Arabic](#)

[Surfactants](#)

[Spans](#)

[References](#)

Polyethylene glycol (PEG) (INS1521) is a polyether compound – a polymer of ethylene glycol. A number of PEGs exist based on molecular weight and geometry.

PEG is used as an antifoaming agent, carrier, emulsifier, glazing agent and thickener. It can be found in chewing gum, food supplements, table-top sweeteners, and water-based flavored drinks such as “sport”, “energy” and “electrolyte” drinks. PEG is also used to surface-treat fresh fruits.



### Did You Know?

PEG is also known as polyethylene oxide (PEO) and polyoxyethylene (POE) depending on its molecular weight.

Column: Thermo Scientific™ Acclaim™ Surfactant Plus, 3 μm, 3.0 × 150 mm  
Flow: 0.60 mL/min  
Injection Volume: 2 μL  
Temperature: 30 °C  
Mobile Phase: A: Acetonitrile  
B: 0.1 M Ammonium Acetate, pH 5  
Gradient: Acetonitrile: -8–0 min, 2%; 0–20 min, 2–20%; 20 min, 20%  
Detection: Charged Aerosol  
Sample: 2.5 mg/mL each of:  
PEG (MW ~300)  
PEG (MW ~400)  
PEG (MW ~600)  
PEG (MW ~1000)

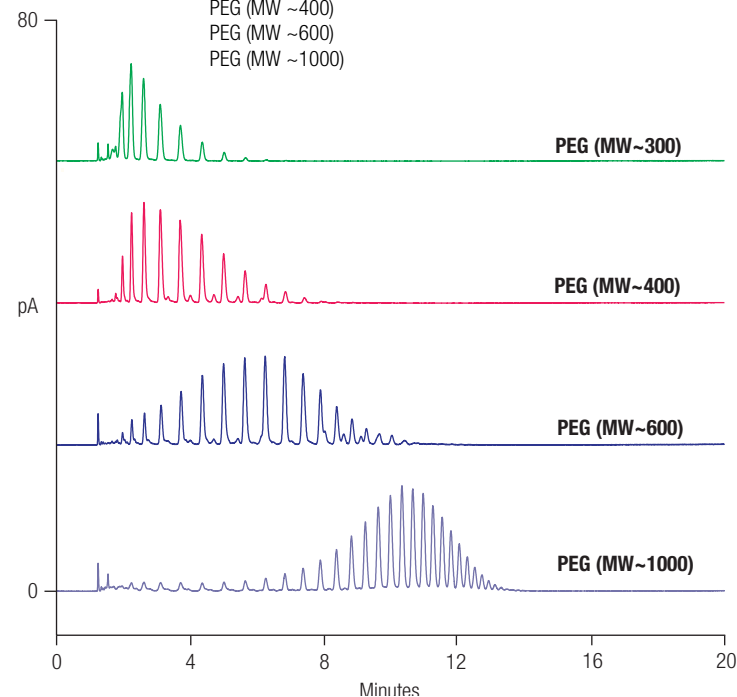


Figure 9-1. Separation of 4 different polyethylene glycols.



## Table of Contents

[Introduction](#)

[Analytical Technologies](#)

[Antifoaming Agents](#)

[Polyethylene Glycol](#)

[Silicone](#)

[Emulsifiers](#)

[Egg Lecithin](#)

[Soy Lecithin](#)

[Hypromellose](#)

[Polysorbate 80](#)

[Stabilizers](#)

[Gum Arabic](#)

[Surfactants](#)

[Spans](#)

[References](#)

## Characterization of Silicones

Polydimethylsiloxane (PDMS) is one of a number of polymeric organosilicon compounds called silicones. PDMS is also called dimethicone. PDMS can be found in a number of processed foods, fast food items and sodas. It is also an additive in cooking oil used to prevent foaming.

This application can be used to measure individual components of PDMS.

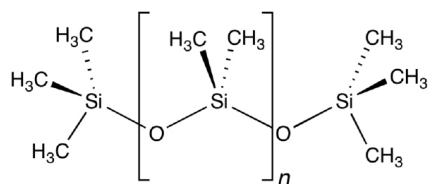


Figure 9-2. Chemical structure of PDMS.



## Antifoaming Agents: Silicones

HPLC System: UltiMate 3000 DGP-3600RS pump, WPS-3000RS autosampler, TCC-3000RS column oven, and Corona *ultra* RS detector.

HPLC Column: Accucore 2.6  $\mu\text{m}$  C18, 3.0  $\times$  150 mm

Flow: 0.5 mL/min

Column Temp.: 40  $^\circ\text{C}$

Injection Volume: 2–10  $\mu\text{L}$

Mobile Phase: A: Methanol

B: n-Propanol

Sample: 38 mg/mL silicone oil in chloroform

Detector

Nebulizer Temp.: 10  $^\circ\text{C}$

Flow Gradient for Characterization:

Time (min)	%A	%B	Curve
-10	100	10	5
0	100	10	5
80	15	85	3
85	0	100	5
95	0	100	5
95	100	0	5
100	100	0	5

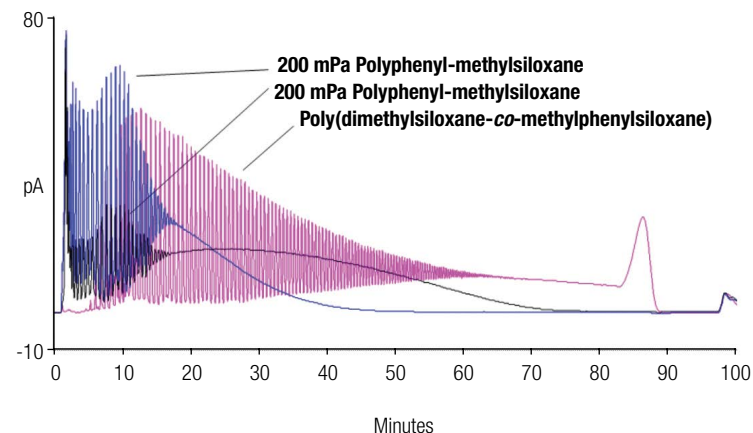


Figure 9-3. Characterization of three different silicone oils, 200 centipoise (cP) (blue) and 1000 cP (black) viscosities, and a silicone oil in a sample (pink).



## Antifoaming Agents: Silicones

### Quantitation of Silicones

For quantitation, all individual components were eluted as a single peak.

HPLC System: UltiMate 3000 LPG-3400SD pump, WPS-3000RS autosampler, TCC-3000RS column oven, and a Corona ultra RS detector  
 HPLC Column: Accucore 2.6  $\mu\text{m}$  C18, 3.0  $\times$  150 mm  
 Flow: 0.3–1.0 mL/min  
 Column Temp.: 40 °C  
 Injection Volume: 2–10  $\mu\text{L}$   
 Mobile Phase: A: 0.5% Formic acid/acetonitrile/tetrahydrofuran (35:35:30), helium sparge  
 B: Tetrahydrofuran, helium sparge  
 Nebulizer Temp.: 10 °C  
 Peak: 1. Silicone Oil

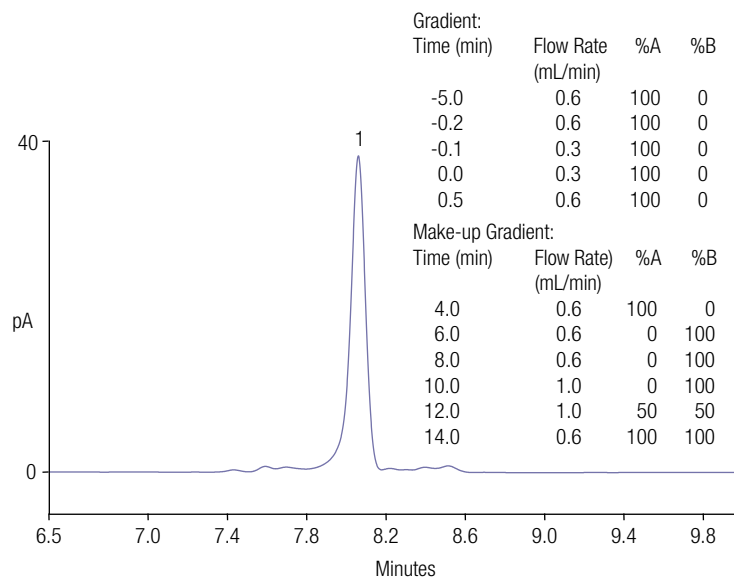


Figure 9-4. Analysis of 1000 cP silicone oil standard.

### Did You Know?

Silicone oils have diverse chemical structures and many uses. Apart from acting as antifoaming agents in foods and sodas they are primarily used as lubricants and hydraulic fluids. They are used in dashpots, wet type transformers, diffusion pumps and in oil-filled heaters. Consumer products to control flatus (antiflatulents) often contain silicone oil. Some silicone oils have been used as a vitreous fluid substitute to treat difficult cases of retinal detachment. Silicone oil along with boric acid are the two main ingredients in Silly Putty.



### Table of Contents

[Introduction](#)

[Analytical Technologies](#)

[Antifoaming Agents](#)

[Polyethylene Glycol](#)

[Silicone](#)

[Emulsifiers](#)

[Egg Lecithin](#)

[Soy Lecithin](#)

[Hypromellose](#)

[Polysorbate 80](#)

[Stabilizers](#)

[Gum Arabic](#)

[Surfactants](#)

[Spans](#)

[References](#)

## Table of Contents

Introduction

Analytical Technologies

Antifoaming Agents

Polyethylene Glycol

Silicone

Emulsifiers

Egg Lecithin

Soy Lecithin

Hypromellose

Polysorbate 80

Stabilizers

Gum Arabic


Surfactants

Spans

References



# Antifoaming Agents, Emulsifiers, and Surfactants



## Emulsifiers

Emulsifiers are used to maintain a uniform suspension of immiscible materials. These compounds are typically surfactants, and can be designed for use in specific applications and products in both the food and pharmaceutical industries





## Table of Contents

[Introduction](#)

[Analytical Technologies](#)

[Antifoaming Agents](#)

[Polyethylene Glycol](#)

[Silicone](#)

[Emulsifiers](#)

[Egg Lecithin](#)

[Soy Lecithin](#)

[Hypromellose](#)

[Polysorbate 80](#)

[Stabilizers](#)

[Gum Arabic](#)

[Surfactants](#)

[Spans](#)

[References](#)

Lecithin [E322] is a general term used to describe any group of yellow-brownish fatty substances occurring in animal and plant tissues composed of a number of lipids (fatty acids, glycerol, glycolipids, triglycerides, and phospholipids e.g., phosphatidylcholine, phosphatidylethanolamine, and phosphatidylinositol), choline, and phosphoric acid. Lecithin is also used to describe extracts high in phosphatidylcholine.

Lecithin is used commercially in foods requiring a natural emulsifier or lubricant. It promotes the homogeneous mixing of ingredients, and improves shelf life for some products (e.g., it keeps cocoa and cocoa butter in candy from separating). In emulsions and fat spreads, it stabilizes the product, and improves the texture of spreads.

In this example, the profile of lipids in lecithin obtained from egg yolk was determined using an Acclaim C30 column and charged aerosol detection.

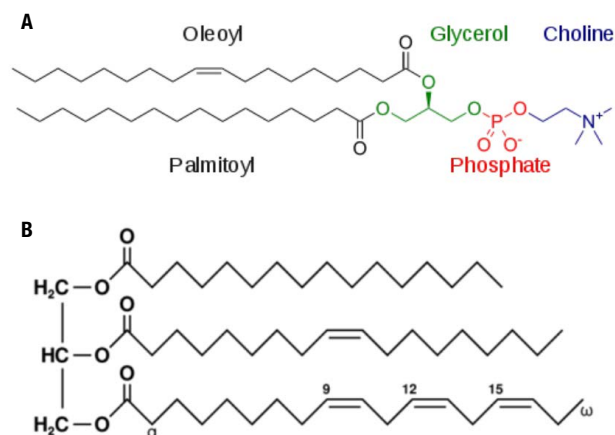


Figure 9-5. Structures of A) phosphatidylcholine (a phospholipid) and B) a triglyceride.

## Emulsifier: Egg Lecithin

Column: Acclaim C30, 5 μm (4.6 × 150 mm)  
 Mobile Phase: Acetonitrile (CH<sub>3</sub>CN)/iso-propanol (IPA)/ ammonium acetate buffer (0.1 M, pH 5.0)

Gradient:	Time (min)	CH <sub>3</sub> CN	IPA	Buffer
	-15	70	0	30
	0	70	0	30
	0.1	70	0	30
	10	90	0	10
	35	10	80	10
	50	0	95	5
	60	0	95	5

Temperature: 40 °C  
 Flow Rate: 1.0 mL/min  
 Inj. Volume: 2 μL  
 Detection: Corona *ultra* (gain = 100 pA; filter = medium; neb. temp. = 25 °C)  
 Sample: Egg lecithin – Commercial Grade (PL30S) (5 mg/mL in iso-propanol)

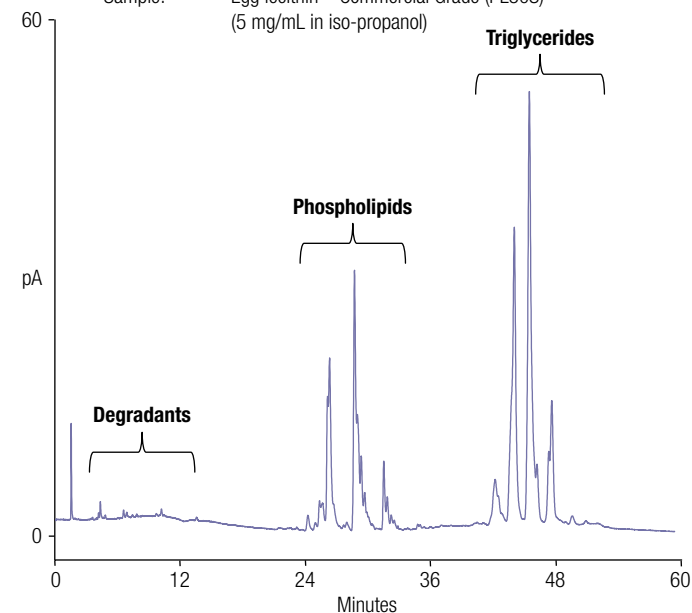


Figure 9-6. Phospholipids and triglycerides in egg lecithin using the Acclaim C30 column.





## Emulsifier: Egg Lecithin

### Table of Contents

[Introduction](#)

[Analytical Technologies](#)

[Antifoaming Agents](#)

[Polyethylene Glycol](#)

[Silicone](#)

[Emulsifiers](#)

[Egg Lecithin](#)

[Soy Lecithin](#)

[Hypromellose](#)

[Polysorbate 80](#)

[Stabilizers](#)

[Gum Arabic](#)

[Surfactants](#)

[Spans](#)

[References](#)

Column: Acclaim C30, 5  $\mu$ m (4.6  $\times$  150 mm)  
 Mobile Phase: A. Acetonitrile (CH<sub>3</sub>CN)  
 B. Iso-propanol (IPA)  
 C. Ammonium acetate buffer (0.1 M, pH 5.0)  
 Gradient:

Time (min)	CH <sub>3</sub> CN	IPA	Buffer
-15	60	20	20
0	60	20	20
0.1	60	20	20
150	38	50	12
151	5	90	5
160	5	90	5

Temperature: 40 °C  
 Flow Rate: 1.0 mL/min  
 Inj. Volume: 5  $\mu$ L  
 Detection: Corona *ultra* (gain = 100 pA; filter = medium; neb. temp. = 25 °C)  
 Sample: Egg lecithin – Commercial Grade (PL100M) (5 mg/mL in iso-propanol)


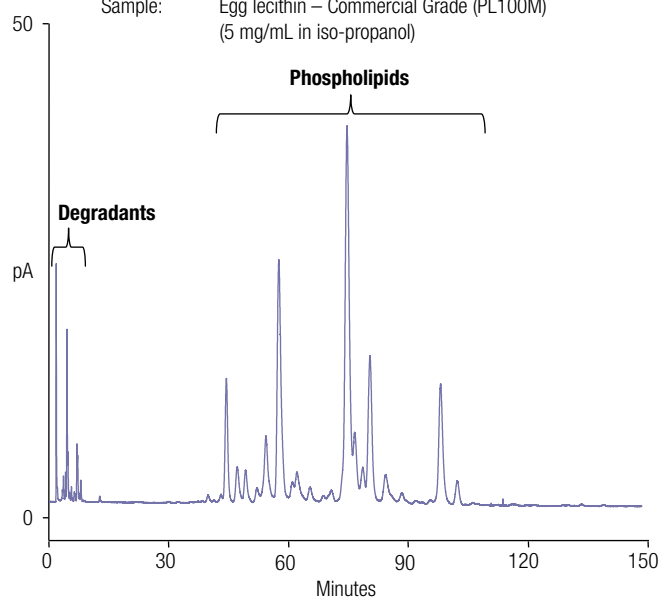


Figure 9-7. HPLC-Charged Aerosol Detection chromatogram showing phospholipids found in lecithin.



## Table of Contents

[Introduction](#)

[Analytical Technologies](#)

[Antifoaming Agents](#)

[Polyethylene Glycol](#)

[Silicone](#)

[Emulsifiers](#)

[Egg Lecithin](#)

[Soy Lecithin](#)

[Hypromellose](#)

[Polysorbate 80](#)

[Stabilizers](#)

[Gum Arabic](#)

[Surfactants](#)

[Spans](#)

[References](#)

## Emulsifier: Egg Lecithin

HPLC System: UltiMate LPG3400-SD pump (normal phase), WPS3000 RS autosampler, TCC3000 RS column oven, and Corona Veo SD detector  
 HPLC Column: Hypersil Silica 3  $\mu\text{m}$ , 3.0  $\times$  150 mm  
 Flow: 0.2–0.8 mL/min  
 Column Temperature: 50  $^{\circ}\text{C}$   
 Injection Volume: 2–5  $\mu\text{L}$   
 Mobile Phase: A: 0.5% diethylamine-formate, pH 3.0  
 B: 2-Propanol  
 C: *iso*-Octane

Detector Evaporator Temperature: 50  $^{\circ}\text{C}$   
 Peaks:  
 1. Phosphatidylethanolamine (PD)  
 2. Phosphatidylinositol (PI)  
 3. Phosphatidylserine (PS)  
 4. Phosphatidylcholine (PC)  
 5. Lysophosphatidylcholine (LPC)

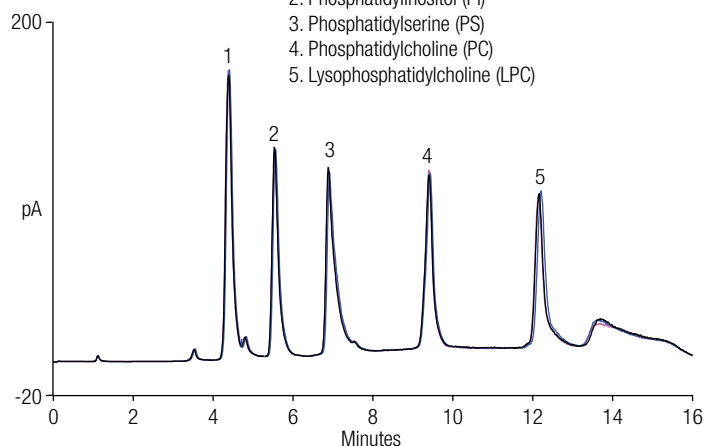


Figure 9-8. Overlays of phospholipid standards, 5  $\mu\text{g}$  on column (in triplicate).

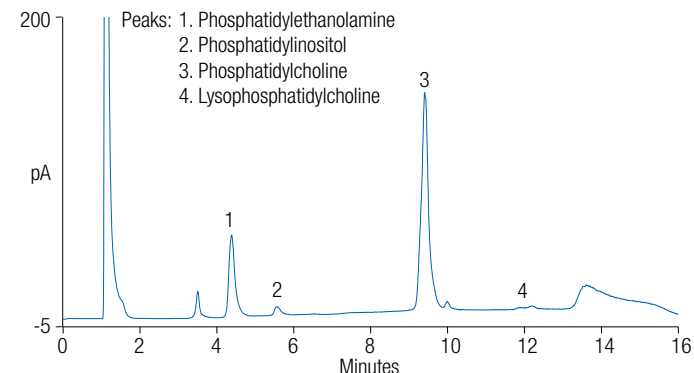


Figure 9-9. Phospholipids in egg yolk. For conditions see Figure 9-8.

Table 9-1. Flow gradient for Figures 9-8 and 9-9.

Time (minutes)	Flow (mL/min)	%A	%B	%C
-4.0	0.8	1	64	35
-0.5	0.8	1	64	35
-0.2	0.2	1	64	35
0.0	0.2	1	64	35
0.1	0.8	1	64	35
2.0	0.8	4	61	35
7.0	0.8	10	60	30
13	0.8	10	60	30
14	0.8	1	64	35

Table 9-2. The profile of phospholipids found in egg yolk and comparison to literature values.

Phospholipid	Typical Literature (%)	Found (%)
Phosphatidylethanolamine	19.86	18.9
Phosphatidylinositol	1.73	2.22
Phosphatidylserine	0.0	0.0
Phosphatidylcholine	75.40	75.6
Lysophosphatidylcholine	0.04	0.92



## Table of Contents

[Introduction](#)

[Analytical Technologies](#)

[Antifoaming Agents](#)

[Polyethylene Glycol](#)

[Silicone](#)

[Emulsifiers](#)

[Egg Lecithin](#)

[Soy Lecithin](#)

[Hypromellose](#)

[Polysorbate 80](#)

[Stabilizers](#)

[Gum Arabic](#)

[Surfactants](#)

[Spans](#)

[References](#)

## Emulsifier: Soy Lecithin

Column: Acclaim Phenyl-1, 3  $\mu$ m  
 Dimension: 3.0  $\times$  150 mm  
 Flow: 0.45 mL/min  
 Temperature: 25  $^{\circ}$ C  
 Injection Volume: 2  $\mu$ L  
 Mobile Phase: Acetonitrile/2-propanol/ammonium acetate (100 mM, pH5.0) v/v/v 45/45/10  
 Detection: Corona *ultra* (Gain = 100 pA; Filter = low; Nebulizer Temp. = 25  $^{\circ}$ C)  
 Sample: Soybean Lecithin (1 mg/mL in 2-propanol)  
 Egg Lecithin (2.5 mg/mL in 2-propanol)

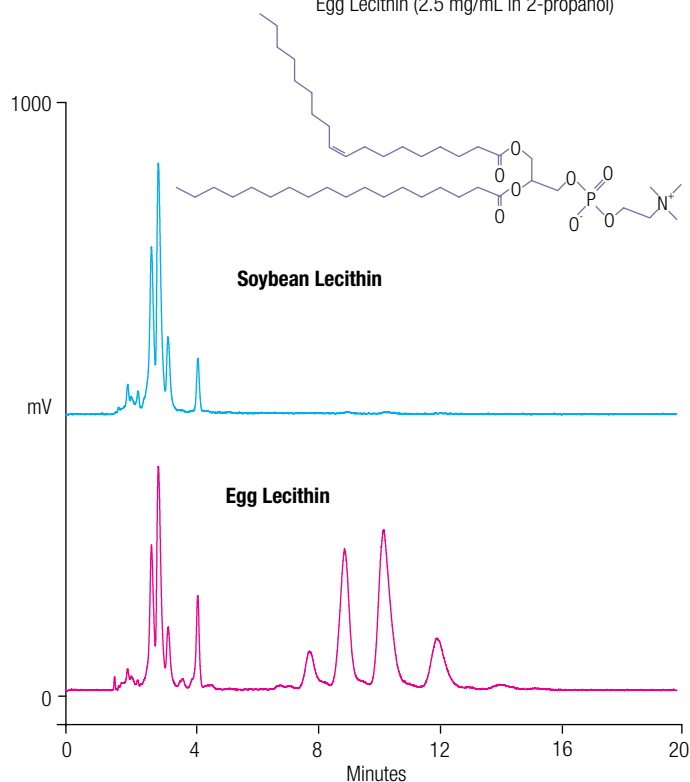


Figure 9-10. Unlike soy lecithin, egg lecithin contains high amounts of triglycerides eluting around 7–13 minutes.

Column: Acclaim Phenyl-1, 3  $\mu$ m  
 Dimension: 3.0  $\times$  150 mm  
 Flow: 0.45 mL/min  
 Temperature: 25  $^{\circ}$ C  
 Injection Volume: 5  $\mu$ L  
 Mobile Phase: Acetonitrile/2-propanol/ammonium acetate (100 mM, pH 5.0) v/v/v 70/10/20  
 Detection: Corona *ultra* (Gain = 100 pA; Filter = low; Nebulizer Temp. = 25  $^{\circ}$ C)  
 Sample: Soybean Lecithin (1 mg/mL in 2-propanol)

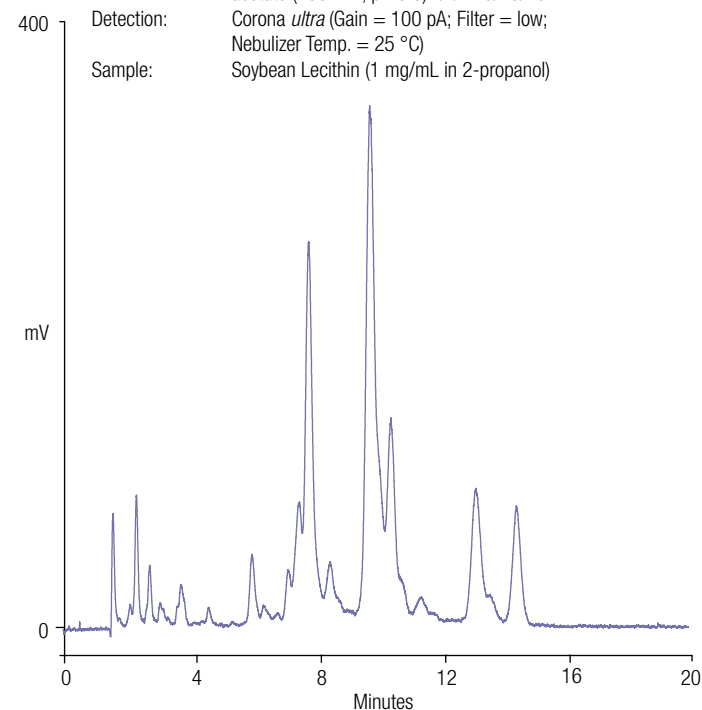


Figure 9-11. Modification of the mobile phase enables better characterization of soy phospholipids.



## Table of Contents

[Introduction](#)

[Analytical Technologies](#)

[Antifoaming Agents](#)

[Polyethylene Glycol](#)

[Silicone](#)

[Emulsifiers](#)

[Egg Lecithin](#)

[Soy Lecithin](#)

[Hypromellose](#)

[Polysorbate 80](#)

[Stabilizers](#)

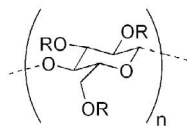
[Gum Arabic](#)

[Surfactants](#)

[Spans](#)

[References](#)

Hydroxypropyl methylcellulose (HPMC), is a semisynthetic, inert polymer used as an emulsifier, thickening, and suspending agent. It is used as an alternative to animal gelatin.



R = H or CH<sub>3</sub> or CH<sub>2</sub>CH(OH)CH<sub>3</sub>

Figure 9-12. Chemical structure of HPMC.

HPLC System:	UltiMate LPG3400-SD pump (normal phase), WPS3000 RS autosampler, TCC3000 RS column oven, and a Corona Veo SD detector	Detector Evaporator Temperature:	50 °C
HPLC Column:	Hypersil Silica 3 μm, 3.0 × 150 mm	Flow Gradient:	
Flow:	0.2–1.5 mL/min	Time (minutes)	Flow (mL/min) %A %B %C
Column Temp.:	50 °C	-2.0	1.5 2 63 35
Injection Volume:	2–10 μL	0.5	1.5 2 63 35
Mobile Phase:	A: Water, 18.2 MΩ·cm B: 2-Propanol C: <i>iso</i> -Octane	0.2	0.2 2 63 35
		0.0	0.2 2 63 35
		0.2	1.5 7 58 35
		7.0	1.5 11 54 35
		11.0	1.5 11 54 35
		12.0	1.5 2 63 35

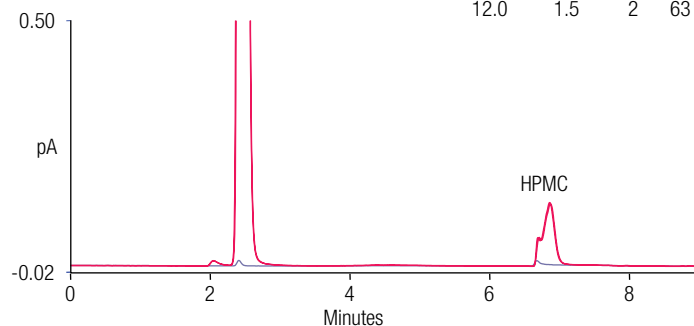


Figure 9-13. Chromatogram of HPMC from a popsicle (in duplicate).

## Emulsifier: Hypromellose

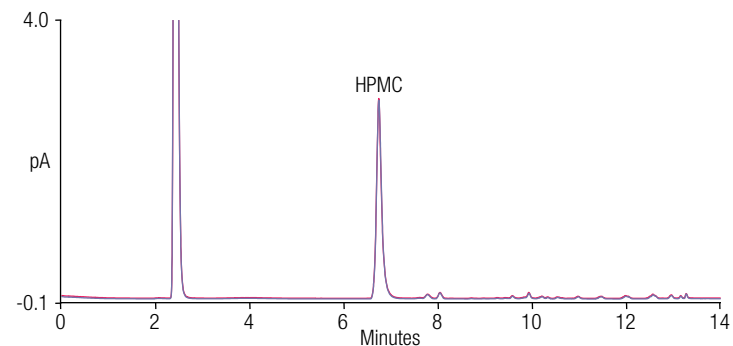


Figure 9-14. Chromatograms of HPMC from a frozen dairy product (in duplicate). For conditions see Figure 9-13.





## Table of Contents

[Introduction](#)

[Analytical Technologies](#)

[Antifoaming Agents](#)

[Polyethylene Glycol](#)

[Silicone](#)

[Emulsifiers](#)

[Egg Lecithin](#)

[Soy Lecithin](#)

[Hypromellose](#)

[Polysorbate 80](#)

[Stabilizers](#)

[Gum Arabic](#)

[Surfactants](#)

[Spans](#)

[References](#)

Polysorbate 80 (brand name Tween™ 80) is a nonionic surfactant and emulsifier derived from polyethoxylated sorbitan and oleic acid.

Polysorbate 80 is used as an emulsifier in foods, particularly in ice cream making the product smoother and easier to handle, as well as increasing its resistance to melting.

Tween is a registered trademark of Uniqema Americas LLC.

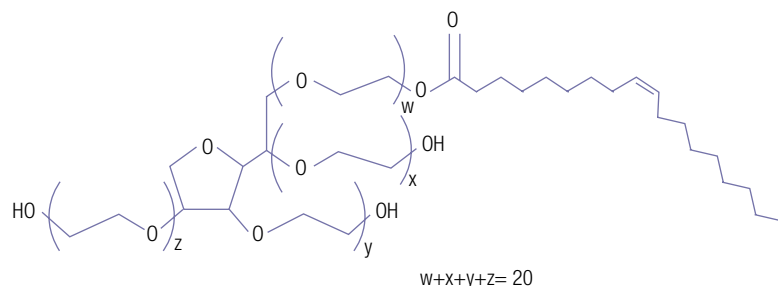


Figure 9-15. Chemical structure of Polysorbate 80.



## Emulsifier: Polysorbate 80

System:	UltiMate 3000 RSLC with DAD and Corona Charged Aerosol Detector	Full Gradient Method:	
Column:	Acclaim 300 C18, 3 μm, 300 Å 4.6 × 150 mm	Time (min)	% Pump B
Injection Volume:	2 μL	0	0
Mobile Phase:	A: Acetonitrile/methanol/DI water/trifluoroacetic acid (8/2/90/0.1)	1	0
	B: Acetonitrile/methanol/DI water/trifluoroacetic acid (72/18/10/0.1)	33	100
		57	100
		59	0
		64	0
Sample Solvent:	DI water	Partial Gradient Method:	
Charged Aerosol		Time (min)	% Pump B
Detector Settings:	Gas: 35 psi	0	50
	Filter: none	1	50
		16	100
DAD Wavelengths:	210, 230, 254, and 280 nm	26	100
		27	50
		32	50

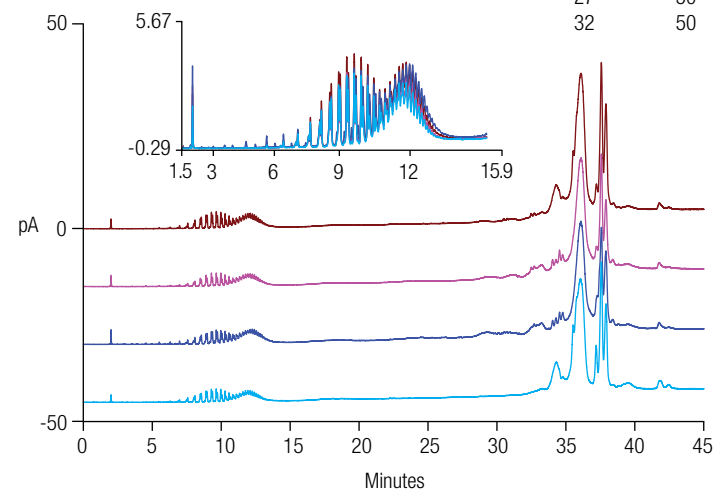


Figure 9-16. Analysis of four commercially available Polysorbate 80 products. Low molecular weight components elute between 2.5 and 15 min while the major components elute between 30 and 45 min. Inset: Low molecular weight components overlaid.

## Table of Contents

Introduction

Analytical Technologies

Antifoaming Agents

Polyethylene Glycol

Silicone

Emulsifiers

Egg Lecithin

Soy Lecithin

Hypromelose

Polysorbate 80

Stabilizers

Gum Arabic

Surfactants

Spans

References



# Antifoaming Agents, Emulsifiers, and Surfactants



## Stabilizers

A stabilizer is a food additive that helps to preserve a product's structure. Examples include preventing oil/water emulsions from separating (e.g., salad dressing); preventing ice crystals from forming in frozen food (e.g., ice cream); and preventing fruit from settling (e.g., jam and yogurt).





## Table of Contents

[Introduction](#)

[Analytical Technologies](#)

[Antifoaming Agents](#)

[Polyethylene Glycol](#)

[Silicone](#)

[Emulsifiers](#)

[Egg Lecithin](#)

[Soy Lecithin](#)

[Hypromelose](#)

[Polysorbate 80](#)

[Stabilizers](#)

[Gum Arabic](#)

[Surfactants](#)

[Spans](#)

[References](#)

Gum arabic (E414), also known as acacia gum, is a natural gum made of hardened sap taken from two species of the acacia tree. Gum arabic is a complex mixture of glycoproteins and polysaccharides. Gum arabic is used by the food industry as a stabilizer, an emulsifier and as a thickening agent in icing, fillings, chewing gum, and other confectioneries.

The Acclaim SEC-1000 column, combined with a charged aerosol detector and a volatile mobile phase, provides a viable solution to determine the molecular weight distribution of Gum Arabic.



## Stabilizer: Gum Arabic

Column: Acclaim SEC-1000  
Dimension: 4.6 × 300 mm  
Flow: 0.35 mL/min  
Temperature: 25 °C  
Injection Volume: 5 µL  
Mobile Phase: 100 mM ammonium acetate pH 5.0  
Detection: Corona *ultra* Charged Aerosol Detector  
Sample: Gum Arabic, 5 mg/mL

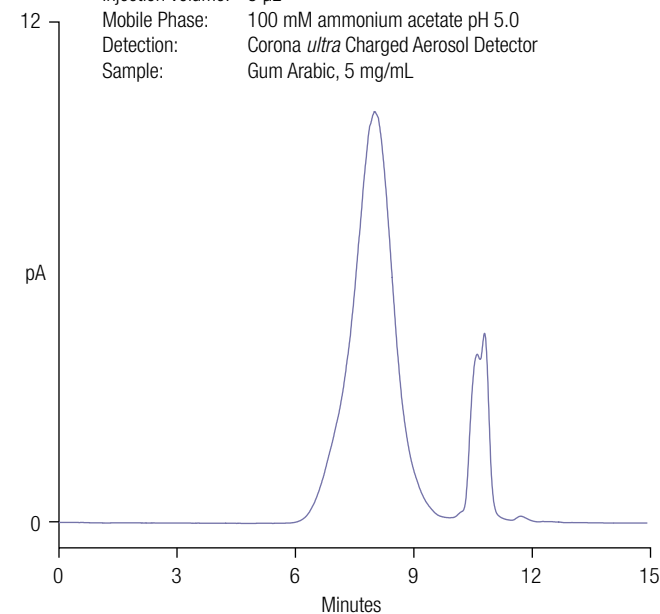


Figure 9-17. Size exclusion chromatography of Gum Arabic using the Acclaim SEC-1000 column.

## Table of Contents

[Introduction](#)

[Analytical Technologies](#)

[Antifoaming Agents](#)

[Polyethylene Glycol](#)

[Silicone](#)

[Emulsifiers](#)

[Egg Lecithin](#)

[Soy Lecithin](#)

[Hypromellose](#)

[Polysorbate 80](#)

[Stabilizers](#)

[Gum Arabic](#)

[Surfactants](#)

[Spans](#)

[References](#)



## Antifoaming Agents, Emulsifiers, and Surfactants



### Surfactants

Surfactants are a diverse group of chemicals whose structures vary widely but typically contain an oil-soluble hydrocarbon chain and a water-soluble hydrophilic group. Surfactants can be categorized based upon their structure and include nonionic, anionic, and cationic classes. They have widespread use as detergents in shampoos and cleaning products, ion pairing agents used in chromatography, and complex dispersants used to treat oil spills.

## Surfactants: Spans



### Table of Contents

[Introduction](#)

[Analytical Technologies](#)

[Antifoaming Agents](#)

[Polyethylene Glycol](#)

[Silicone](#)

[Emulsifiers](#)

[Egg Lecithin](#)

[Soy Lecithin](#)

[Hypromellose](#)

[Polysorbate 80](#)

[Stabilizers](#)

[Gum Arabic](#)

[Surfactants](#)

[Spans](#)

[References](#)

Sorbitan esters (also known as Spans) are lipophilic nonionic surfactants that are frequently used with a polysorbate in varying proportions to produce water-in-oil or oil-in-water emulsions or creams with a variety of different textures and consistencies. Sorbitan esters are used as emulsifiers and stabilizers in food products. In the US Span 60 and 80 are approved for use as food additives while in the EU the range is increased to include Span 20, 40, 60, 65, and 80.

Table 9-3. A list of commercially available Spans showing their approval status for use in foods in both EU countries and the USA.

Compound	Span #	E#	USA Approved
Sorbitan monolaurate	20	493	
Sorbitan monopalmitate	40	495	
Sorbitan monostearate	60	491	✓
Sorbitan tristearate	65	492	
Sorbitan monooleate	80	494	✓
Sorbitan sesquioleate	83	-	
Sorbitan trioleate	85	-	

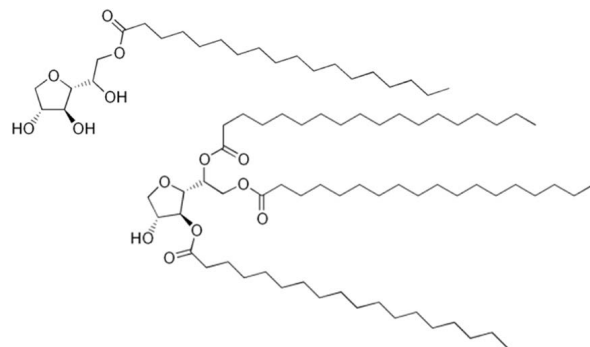


Figure 9-18. Chemical structure of Spans.

## Surfactants: Spans

### Table of Contents

[Introduction](#)

[Analytical Technologies](#)

[Antifoaming Agents](#)

[Polyethylene Glycol](#)

[Silicone](#)

[Emulsifiers](#)

[Egg Lecithin](#)

[Soy Lecithin](#)

[Hypromellose](#)

[Polysorbate 80](#)

[Stabilizers](#)

[Gum Arabic](#)

[Surfactants](#)

[Spans](#)

[References](#)



Pump: DGP-3600 SD  
Autosampler: WPS-3000SL  
Oven: TCC-3100  
Column: Acclaim Surfactant Plus, 3  $\mu$ m, 3.0  $\times$  150 mm  
Flow: 0.8 mL/min  
Column Temp.: 40  $^{\circ}$ C  
Injection Volume: 10.0  $\mu$ L  
Eluent: A: 100 mM Ammonium acetate pH 5.4  
B: Acetonitrile / methanol / tetrahydrofuran / acetic acid (500:375:125:4)

Gradient:	Time (min)	%A	%B
	-5	90	10
	0	90	10
	5	10	90
	8	5	95
	8	90	10

Detector: Corona *ultra* RS

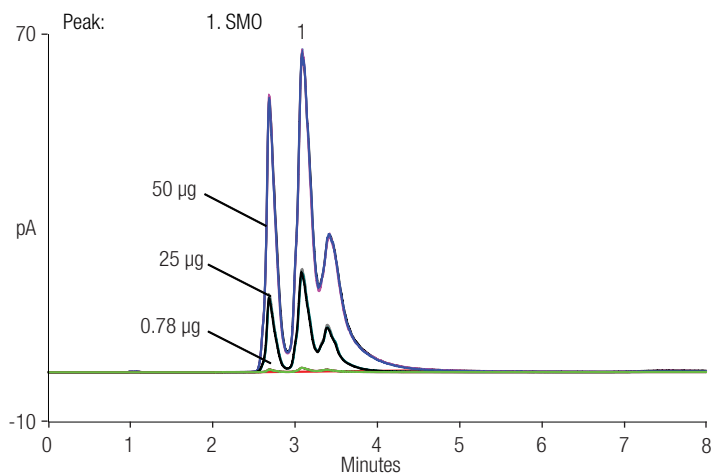


Figure 9-19. Analysis of Span 80 standards (each level in triplicate).

### Did You Know?

There are a wide range of Spans. Span is an oil dispersant and is one of the components in Corexit™ 9500 used to treat the 2013 Gulf oil spill.

Corexit is a registered trademark of Nalco Holding Company.



## Table of Contents

Introduction

Analytical Technologies

Antifoaming Agents

Polyethylene Glycol

Silicone

Emulsifiers

Egg Lecithin

Soy Lecithin

Hypromelose

Polysorbate 80

Stabilizers

Gum Arabic

Surfactants

Spans

References



## References



## Technical Collateral and Peer Reviewed Journals

Here you'll find a multitude of references using our HPLC, ion chromatography and sample preparation solutions.

## Table of Contents

[Introduction](#)

[Analytical Technologies](#)

[Antifoaming Agents](#)

[Polyethylene Glycol](#)

[Silicone](#)

[Emulsifiers](#)

[Egg Lecithin](#)

[Soy Lecithin](#)

[Hypromellose](#)

[Polysorbate 80](#)

[Stabilizers](#)

[Gum Arabic](#)

[Surfactants](#)

[Spans](#)

[References](#)



# References



## HPLC and UHPLC References





## Table of Contents

[Introduction](#)

[Analytical Technologies](#)

[Antifoaming Agents](#)

[Polyethylene Glycol](#)

[Silicone](#)

[Emulsifiers](#)

[Egg Lecithin](#)

[Soy Lecithin](#)

[Hypromelose](#)

[Polysorbate 80](#)

[Stabilizers](#)

[Gum Arabic](#)

[Surfactants](#)

[Spans](#)

[References](#)

## Carbohydrates

Title	Authors	Publication	Publication Date
<a href="#">Carbohydrate and oligosaccharide analysis with a universal HPLC detector.</a>	Asa, D.	<i>American Laboratory</i> 38, 16.	2006
<a href="#">Determination of levoglucosan in atmospheric aerosols using high performance liquid chromatography with aerosol charge detection.</a>	Dixon, R. W.; Baltzell, G.	<i>J. Chromatogr., A</i> 1109 (2), 214–221	2006 Mar 24
<a href="#">Composition of structural carbohydrates in biomass: Precision of a liquid chromatography method using a neutral detergent extraction and a charged aerosol detector.</a>	Godin, B.; Agneessens, R.; Gerin, P. A.; Delcarte, J.	<i>Talanta</i> 85 (4), 2014–2026	2011 Sep 30
<a href="#">Selectivity issues in targeted metabolomics: Separation of phosphorylated carbohydrate isomers by mixed-mode hydrophilic interaction/weak anion exchange chromatography.</a>	Hinterwirth, H.; Lämmerhofer, M.; Preinerstorfer, B.; Gargano, A.; Reischl, R.; Bicker, W.; Trapp, O.; Brecker, L.; Lindner, W.	<i>J. Sep. Sci.</i> 33 (21), 3273–3282	2010 Nov
<a href="#">Investigation of polar organic solvents compatible with Corona charged aerosol detection and their use for the determination of sugars by hydrophilic interaction liquid chromatography.</a>	Hutchinson, J. P.; Remenyi, T.; Nesterenko, P.; Farrell, W.; Groeber, E.; Szucs, R.; Dicinowski, G.; Haddad, P. R.	<i>Anal. Chim. Acta.</i> 750, 199–206	2012 Oct 31
<a href="#">Characterization of an endoglucanase belonging to a new subfamily of glycoside hydrolase family 45 of the basidiomycete <i>Phanerochaete chrysosporium</i>.</a>	Igarashi, K.; Ishida, T.; Hori, C.; Samejima, M.	<i>Appl. Environ. Microbiol.</i> 74 (18), 5628–5634	2008 Sep
<a href="#">Direct detection method of oligosaccharides by high-performance liquid chromatography with charged aerosol detection.</a>	Inagaki, S.; Min, J. Z.; Toyo'oka, T.	<i>Biomed. Chromatogr.</i> 21 (4), 338–342	2007 Apr
<a href="#">Differential selectivity of the <i>Escherichia coli</i> cell membrane shifts the equilibrium for the enzyme-catalyzed isomerization of galactose to tagatose.</a>	Kim, J. H.; Lim, B. C.; Yeom, S. J.; Kim, Y. S.; Kim, H. J.; Lee, J. K.; Lee, S. H.; Kim, S. W.; Oh, D. K.	<i>Appl. Environ. Microbiol.</i> 74 (8), 2307–2313	2008 Apr
<a href="#">Elution strategies for reversed-phase high-performance liquid chromatography analysis of sucrose alkanoate regioisomers with charged aerosol detection.</a>	Lie, A.; Pedersen, L. H.	<i>J. Chromatogr., A</i> 1311, 127–133	2013 Oct 11
<a href="#">Design of experiments and multivariate analysis for evaluation of reversed-phase high-performance liquid chromatography with charged aerosol detection of sucrose caprate regioisomers</a>	Lie, A.; Wimmer, R.; Pedersen, L. H.	<i>J. Chromatogr., A</i> 1281, 67–72	2013 Mar 15
<a href="#">Solvent effects on the retention of oligosaccharides in porous graphitic carbon liquid chromatography</a>	Melmer, M.; Stangler, T.; Premstaller, A.; Lindner, W.	<i>J. Chromatogr., A</i> 1217 (39) 6092–6096	2010 Sep 24
<a href="#">Practical preparation of lacto-N-biose I, a candidate for the bifidus factor in human milk</a>	Nishimoto, M.; Kitaoka, M.	<i>Biosci., Biotechnol., Biochem.</i> 71 (8), 2101–2104	2007 Aug



## Table of Contents

[Introduction](#)

[Analytical Technologies](#)

[Antifoaming Agents](#)

[Polyethylene Glycol](#)

[Silicone](#)

[Emulsifiers](#)

[Egg Lecithin](#)

[Soy Lecithin](#)

[Hypromellose](#)

[Polysorbate 80](#)

[Stabilizers](#)

[Gum Arabic](#)

[Surfactants](#)

[Spans](#)

[References](#)

## Carbohydrates

Title	Authors	Publication	Publication Date
<a href="#">Cellotriose and cellotetraose as inducers of the genes encoding cellobiohydrolases in the basidiomycete <i>Phanerochaete chrysosporium</i></a>	Suzuki, H.; Igarashi, K.; Samejima, M.	<i>Appl. Environ. Microbiol.</i> 76 (18), 6164–6170	2010 Sep
<a href="#">1,2-alpha-L-Fucosynthase: A glycosynthase derived from an inverting alpha-glycosidase with an unusual reaction mechanism</a>	Wada, J.; Honda, Y.; Nagae, M.; Kato, R.; Wakatsuki, S.; Katayama, T.; Taniguchi, H.; Kumagai, H.; Kitaoka, M.; Yamamoto, K.	<i>FEBS Lett.</i> 582 (27), 3739–3743	2008 Nov 12
<a href="#">Efficient separation of oxidized cello-oligosaccharides generated by cellulose degrading lytic polysaccharide monoxygenases</a>	Westereng, B.; Agger, J. W.; Horn, S. J.; Vaaje-Kolstad, G.; Aachmann, F. L.; Stenström, Y. H.; Eijsink, V. G.	<i>J. Chromatogr., A.</i> 1271 (1), 144–152	2013 Jan 4
<a href="#">Distribution of in vitro fermentation ability of lacto-N-Biose I, a major building block of human milk oligosaccharides, in bifidobacterial strains</a>	Xiao, J. Z.; Takahashi, S.; Nishimoto, M.; Odamaki, T.; Yaeshima, T.; Iwatsuki, K.; Kitaoka, M.	<i>Appl. Environ. Microbiol.</i> 76 (1), 54–59	2010 Jan





## Table of Contents

[Introduction](#)

[Analytical Technologies](#)

[Antifoaming Agents](#)

[Polyethylene Glycol](#)

[Silicone](#)

[Emulsifiers](#)

[Egg Lecithin](#)

[Soy Lecithin](#)

[Hypromelose](#)

[Polysorbate 80](#)

[Stabilizers](#)

[Gum Arabic](#)

[Surfactants](#)

[Spans](#)

[References](#)

# Peer Reviewed Journals: HPLC and UHPLC Methods

## Food, Nutrition, Natural Products, and Supplements

Title	Authors	Publication	Publication Date
<a href="#">Characterization of phenolic compounds in strawberry (<i>Fragaria x ananassa</i>) fruits by different HPLC detectors and contribution of individual compounds to total antioxidant capacity</a>	Aaby, K.; Ekeberg, D.; Skrede, G.	<i>J. Agric. Food Chem.</i> 55 (11), 4395–4406	2007 May 30
<a href="#">Analysis of flavonoids and other phenolic compounds using high-performance liquid chromatography with coulometric array detection: relationship to antioxidant activity</a>	Aaby, K.; Hvattum, E.; Skrede, G.	<i>J. Agric. Food Chem.</i> 52 (15), 4595–4603	2004 Jul 28
<a href="#">Aqueous extract of Astragali Radix induces human natriuresis through enhancement of renal response to atrial natriuretic peptide</a>	Ai, P.; Yong, G.; Dingkun, G.; Qiuyu, Z.; Kaiyuan, Z.; Shanyan, L.	<i>J. Ethnopharmacol.</i> 116 (13), 413–421	2008 Mar 28
<a href="#">Antioxidant, <math>\alpha</math>-amylase inhibitory and oxidative DNA damage protective property of <i>Boerhaavia diffusa</i> (Linn.) root</a>	Akhter, F.; Hashim, A.; Khan, M. S.; Ahmad, S.; Iqbal, D.; Srivastava, A. K.; Siddiqui, M. H.	<i>S. Afr. J. Bot.</i> 88, 265–272	2013 Sep
<a href="#">Antioxidant activity and metabolite profile of quercetin in vitamin-E-depleted rats.</a>	Ameho, C. K.; Chen, C. Y. O.; Smith, D.; Sánchez-Moreno, C.; Milbury, P. E.; Blumberg, J. B.	<i>J. Nutr. Biochem.</i> 19 (7), p.467–474	2008 Jul
<a href="#">Evaluation of tolerable levels of dietary quercetin for exerting its antioxidative effect in high cholesterol-fed rats</a>	Azuma, K.; Ippoushi, K.; Terao, J.	<i>Food Chem. Toxicol.</i> 48 (4), 1117–1122	2010 Apr
<a href="#">Recent methodology in ginseng analysis</a>	Baek, S.; Bae, O.; Park, J.	<i>J. Ginseng Res.</i> 36 (2), 119–134	2012 Apr
<a href="#">Sensitive determination of saponins in radix et rhizoma notoginseng by charged aerosol detector coupled with HPLC</a>	Bai, C.; Han, S.; Chai, X.; Jiang, Y.; Li, P.; Tu, P.	<i>J. Liq. Chromatogr. Relat. Technol.</i> 32 (2), 242–260	2010 Aug 27
<a href="#">Comprehensive analysis of polyphenols in 55 extra virgin olive oils by HPLC-ECD and their correlation with antioxidant activities</a>	Bayram, B.; Esatbeyoglu, T.; Schulze, N.; Ozcelik, B.; Frank, J.; Rimbach, G.	<i>Plant Foods Hum. Nutr. (N. Y., NY, U.S.)</i> 67 (4), 326–336	2012 Dec
<a href="#">Hydrogen sulfide mediates the vasoactivity of garlic</a>	Benavides, G. A.; Squadrito, G. L.; Mills, R. W.; Patel, H. D.; Isbell, T. S.; Patel, R. P.; Darley-Usmar, V. M.; Doeller, J. E.; Kraus, D. W.	<i>Proc. Natl. Acad. Sci. U.S.A.</i> 104 (46), 17977–17982	2007 Nov
<a href="#">Analysis of selected stilbenes in <i>Polygonum cuspidatum</i> by HPLC coupled with CoulArray detection</a>	Benová, B.; Adam, M.; Onderková, K.; Královský, J.; Krajček, M.	<i>J. Sep. Sci.</i> 31 (13), 2404–2409	2008 Jul
<a href="#">Rapid and complete extraction of phenols from olive oil and determination by means of a coulometric electrode array system</a>	Brenes, M.; García, A.; García, P.; Garrido, A.	<i>J. Agric. Food Chem.</i> 48 (11), 5178–5183	2000 Nov
<a href="#">The real nature of the indole alkaloids in <i>Cortinarius infractus</i>: Evaluation of artifact formation through solvent extraction method development</a>	Brondz, I.; Ekeberg, D.; Høiland, K.; Bell, D.; Annino, A.	<i>J. Chromatogr., A</i> 1148 (1), 1–7	2007 Apr 27



## Table of Contents

[Introduction](#)

[Analytical Technologies](#)

[Antifoaming Agents](#)

[Polyethylene Glycol](#)

[Silicone](#)

[Emulsifiers](#)

[Egg Lecithin](#)

[Soy Lecithin](#)

[Hypromellose](#)

[Polysorbate 80](#)

[Stabilizers](#)

[Gum Arabic](#)

[Surfactants](#)

[Spans](#)

[References](#)

# Peer Reviewed Journals: HPLC and UHPLC Methods

## Food, Nutrition, Natural Products, and Supplements

Title	Authors	Publication	Publication Date
<a href="#">Chemotaxonomic differentiation between <i>Cortinarius infractus</i> and <i>Cortinarius subtortus</i> by supercritical fluid chromatography connected to a multi-detection system</a>	Brondz, I.; Høiland, K.	<i>Trends Chromatogr.</i> 4, 79–87	2008
<a href="#">Carotenoid bioavailability is higher from salads ingested with full-fat than with fat-reduced salad dressings as measured with electrochemical detection</a>	Brown, M. J.; Ferruzzi, M. G.; Nguyen, M. L.; Cooper, D. A.; Eldridge, A. L.; Schwartz, S. J.; White, W. S.	<i>Am. J. Clin. Nutr.</i> 80 (2), 396–403	2004 Aug
<a href="#">Naringenin from cooked tomato paste is bioavailable in men</a>	Bugianesi, R.; Catasta, G.; Spigno, P.; D'Uva, A.; Maiani, G.	<i>J. Nutr.</i> 132 (11), 3349–3352	2002 Nov
<a href="#">"Dilute-and-shoot" triple parallel mass spectrometry method for analysis of vitamin D and triacylglycerols in dietary supplements</a>	Byrdwell, W. C.	<i>Anal. Bioanal. Chem.</i> 401 (10), 3317–3334	2011 Dec
<a href="#">Human skeletal muscle ascorbate is highly responsive to changes in vitamin C intake and plasma concentrations</a>	Carr, A. C.; Bozonet, S. M.; Pullar, J. M.; Simcock, J. W.; Vissers, M. C.	<i>Am. J. Clin. Nutr.</i> 97 (4), 800–807	2013 Apr
<a href="#">Utilization of RP-HPLC fingerprinting analysis for the identification of diterpene glycosides from <i>Stevia rebaudiana</i></a>	Chaturvedula, V.; Prakash, I.	<i>Int. J. Res. Phytochem. Pharmacol.</i> 1 (2), 88–92	2011 Jun 9
<a href="#">Acid and alkaline hydrolysis studies of stevioside and rebaudioside A</a>	Chaturvedula, V.; Prakash, I.	<i>J. Appl. Pharm. Sci.</i> 1 (8), 104–108	2011 Oct
<a href="#">Spectral analysis and chemical studies of the sweet constituent, rebaudioside A</a>	Chaturvedula, V.; Prakash, I.	<i>Eur. J. Med. Plants</i> 2 (1), 57–65	2012 Feb
<a href="#">Flavonoids from almond skins are bioavailable and act synergistically with vitamins C and E to enhance hamster and human LDL resistance to oxidation</a>	Chen, C.; Milbury, P. E.; Lapsley, K.; Blumberg, J. B.	<i>J. Nutr.</i> 135 (6), 1366–1373	2005 Jun 1
<a href="#">Photostability of rebaudioside A and stevioside in beverages</a>	Clos, J. F.; Dubois, G. E.; Prakash, I.	<i>J. Agric. Food Chem.</i> 56 (18), 8507–8513	2008 Sep 24
<a href="#">CoulArray electrochemical evaluation of tocopherol and tocotrienol isomers in barley, oat and spelt grains</a>	Colombo, M. L.; Marangon, K.; Bugatti, C.	<i>Nat. Prod. Commun.</i> 4 (2), 251–254	2009 Feb
<a href="#">Composition and stability of phytochemicals in five varieties of black soybeans (<i>Glycine max</i>)</a>	Correa, C. R.; Li, L.; Aldini, G.; Carini, M.; Oliver Chen, C. Y.; Chun, H.; Cho, S.; Park, K.; Russell, R. M.; Blumberg, J. B.; Yeum, K.	<i>Food Chem.</i> 123 (4), 1176–1184	2010 Dec 15
<a href="#">Effect of UV-B light and different cutting styles on antioxidant enhancement of commercial fresh-cut carrot products</a>	Du, W.; Avena-Bustillos, R. J.; Breksa, A. P., III.; McHugh, T. H.	<i>Food Chem.</i> 134 (4), 1862–1869	2012 Oct 15





## Table of Contents

[Introduction](#)

[Analytical Technologies](#)

[Antifoaming Agents](#)

[Polyethylene Glycol](#)

[Silicone](#)

[Emulsifiers](#)

[Egg Lecithin](#)

[Soy Lecithin](#)

[Hypromellose](#)

[Polysorbate 80](#)

[Stabilizers](#)

[Gum Arabic](#)

[Surfactants](#)

[Spans](#)

[References](#)

# Peer Reviewed Journals: HPLC and UHPLC Methods

## Food, Nutrition, Natural Products, and Supplements

Title	Authors	Publication	Publication Date
<a href="#">Phenols, lignans and antioxidant properties of legume and sweet chestnut flours</a>	Durazzo, A.; Turfani, V.; Azzini, E.; Maiani, G.; Carcea, M.	<i>Food Chem.</i> 140 (4), 666–671	2013 Oct 15
<a href="#">alpha-Lipoic acid in dietary supplements: development and comparison of HPLC-CEAD and HPLC-ESI-MS methods</a>	Durrani, A. I.; Schwartz, H.; Schmid, W.; Sontag, G.	<i>J. Pharm. Biomed. Anal.</i> 45 (4), 694–699	2007 Nov 30
<a href="#">Comparison between evaporative light scattering detection and charged aerosol detection for the analysis of saikosaponins</a>	Eom, H. Y.; Park, S. Y.; Kim, M. K.; Suh, J. H.; Yeom, H.; Min, J. W.; Kim, U.; Lee, J.; Youm, J. R.; Han, S. B.	<i>J. Chromatogr., A.</i> 1217 (26), 4347–4354	2010 Jun 25
<a href="#">Assessment of microcystin purity using charged aerosol detection</a>	Edwards, C.; Lawton, L. A.	<i>J. Chromatogr., A.</i> 1217 (32), 5233–5238	2010 Aug 6
<a href="#">Analysis of lycopene geometrical isomers in biological microsamples by liquid chromatography with coulometric array detection</a>	Ferruzzi, M. G.; Nguyen, M. L.; Sander, L. C.; Rock, C. L.; Schwartz, S. J.	<i>J. Chromatogr., B: Biomed. Sci. Appl.</i> 760 (2), 289–299	2001 Sep 5
<a href="#">Charged aerosol detection to characterize components of dispersed-phase formulations</a>	Fox, C. B.; Sivananthan, S. J.; Mikasa, T. J.; Lin, S.; Parker, S. C.	<i>Adv. Colloid Interface Sci.</i> 199–200, 59–65	2013 Nov
<a href="#">HPLC with charged aerosol detection for the measurement of natural products</a>	Fukushima, K.; Kanedai, Y.; Hirose, K.; Matsumoto, T.; Hashiguchi, K.; Senda, M.; et al.	<i>Chromatography 27 (Suppl. 1)</i> , 83–86	2006
<a href="#">Determination of heterocyclic aromatic amines in beef extract, cooked meat and rat urine by liquid chromatography with coulometric electrode array detection</a>	Gerbl, U.; Cichna, M.; Zsivkovits, M.; Knasmüller, S.; Sontag, G.	<i>J. Chromatogr., B: Anal. Technol. Biomed. Life Sci.</i> 802 (1), 107–113	2004 Mar 25
<a href="#">Determination of macrolide antibiotics in porcine and bovine urine by high-performance liquid chromatography coupled to coulometric detection</a>	González de la Huebra, M. J.; Vincent, U.; Bordin, G.; Rodríguez, A. R.	<i>Anal. Bioanal. Chem.</i> 382 (2), 433–439	2005 May
<a href="#">Development and validation of HPLC-DAD-CAD-MS3 method for qualitative and quantitative standardization of polyphenols in <i>Agrimoniae eupatoriæ herba</i> (Ph. Eur)</a>	Granica, S.; Krupa, K.; Klebowska, A.; Kiss, A. K.	<i>J. Pharm. Biomed. Anal.</i> 86, 112–122	2013 Dec
<a href="#">Total reducing capacity of fresh sweet peppers and five different Italian pepper recipes</a>	Greco, L.; Riccio, R.; Bergero, S.; Del Re, A. A. M.; Trevisan, M.	<i>Food Chem.</i> 103 (4), 1127–1133	2007 Jan
<a href="#">Urinary 3-(3,5-dihydroxyphenyl)-1-propanoic acid, an alkylresorcinol metabolite, is a potential biomarker of whole-grain intake in a U.S. population</a>	Guymon, L. A.; Adlercreutz, H.; Koskela, A.; Li, L.; Beresford, S. A.; Lampe, J. W.	<i>J. Nutr.</i> 138 (10), 1957–1962	2008 Oct
<a href="#">Multidimensional LC x LC analysis of phenolic and flavone natural antioxidants with UV-electrochemical coulometric and MS detection</a>	Hájek, T.; Skeríková, V.; Cesla, P.; Vynuchalová, K.; Jandera, P.	<i>J. Sep. Sci.</i> 31 (19), 3309–3328	2008 Oct
<a href="#">Determination of the urinary aglycone metabolites of vitamin K by HPLC with redox-mode electrochemical detection</a>	Harrington, D. J.; Soper, R.; Edwards, C.; Savidge, G. F.; Hodges, S. J.; Shearer, M. J.	<i>J. Lipid Res.</i> 46 (5), 1053–1060	2005 May



## Table of Contents

[Introduction](#)

[Analytical Technologies](#)

[Antifoaming Agents](#)

[Polyethylene Glycol](#)

[Silicone](#)

[Emulsifiers](#)

[Egg Lecithin](#)

[Soy Lecithin](#)

[Hypromelose](#)

[Polysorbate 80](#)

[Stabilizers](#)

[Gum Arabic](#)

[Surfactants](#)

[Spans](#)

[References](#)

# Peer Reviewed Journals: HPLC and UHPLC Methods

## Food, Nutrition, Natural Products, and Supplements

Title	Authors	Publication	Publication Date
<a href="#">Bioavailability and antioxidant effect of epigallocatechin gallate administered in purified form versus as green tea extract in healthy individuals</a>	Henning, S. M.; Niu, Y.; Liu, Y.; Lee, N. H.; Hara, Y.; Thames, G. D.; Minutti, R. R.; Carpenter, C. L.; Wang, H.; Heber, D.	<i>J. Nutr. Biochem.</i> 16 (10), 610–616	2005 Oct
<a href="#">Procyanidin dimer B<sub>2</sub> [epicatechin-(4β-8)-epicatechin] in human plasma after the consumption of a flavanol-rich cocoa</a>	Holt, R. R.; Lazarus, S. A.; Sullards, M. C.; Zhu, Q. Y.; Schramm, D. D.; Hammerstone, J. F.; Fraga, C. G.; Schmitz, H. H.; Keen, C. L.	<i>Am. J. Clin. Nutr.</i> 76 (4), 798–804	2002 Oct
<a href="#">Effects of natural (RRR α-tocopherol acetate) or synthetic (all-rac α-tocopherol acetate) vitamin E supplementation on reproductive efficiency in beef cows</a>	Horn, M.; Gunn, P.; Van Emon, M.; Lemenager, R.; Burgess, J.; Pyatt, N. A.; Lake, S. L.	<i>J. Anim. Sci. (Savoy, IL, U.S.)</i> 88 (9), 3121–3127	2010 Sep
<a href="#">RP-HPLC analysis of phenolic compounds and flavonoids in beverages and plant extracts using a CoulArray detector</a>	Jandera, P.; Skeříková, V.; Rehová, L.; Hájek, T.; Baldríanová, L.; Skopová, G.; Kellner, V.; Horna, A.	<i>J. Sep. Sci.</i> 28 (9–10), 1005–1022	2005 Jun
<a href="#">A new application of charged aerosol detection in liquid chromatography for the simultaneous determination of polar and less polar ginsenosides in ginseng products</a>	Jia, S.; Li, J.; Yunusova, N.; Park, J. H.; Kwon, S. W.; Lee, J.	<i>Phytochem. Anal.</i> 24 (4), 374–380	2013 Jul–Aug
<a href="#">A combination of aspirin and γ-tocopherol is superior to that of aspirin and α-tocopherol in anti-inflammatory action and attenuation of aspirin-induced adverse effects</a>	Jiang, Q.; Moreland, M.; Ames, B. N.; Yin, X.	<i>J. Nutr. Biochem.</i> 20 (11), 894–900	2009 Nov
<a href="#">HPLC analysis of rosmarinic acid in feed enriched with aerial parts of <i>Prunella vulgaris</i> and its metabolites in pig plasma using dual-channel coulometric detection</a>	Jirovský, D.; Kosina, P.; Myslíková, M.; Stýskála, J.; Ulrichová, J.; Simánek V.	<i>J. Agric. Food Chem.</i> 55 (19), 7631–7637	2007 Sep 19
<a href="#">Molar absorptivities and reducing capacity of pyranoanthocyanins and other anthocyanins</a>	Jordheim, M.; Aaby, K.; Fossen, T.; Skrede, G.; Andersen, Ø. M.	<i>J. Agric. Food Chem.</i> 55 (26), 10591–10598	2007 Dec 26
<a href="#">Sensitive electrochemical detection method for alpha-acids, beta-acids and xanthohumol in hops (<i>Humulus lupulus</i> L.)</a>	Kac, J.; Vovk, T.	<i>J. Chromatogr., B: Anal. Technol. Biomed. Life Sci.</i> 850 (1–2), 531–537	2007 May 1
<a href="#">Determination of phenolic compounds and hydroxymethylfurfural in meads using high performance liquid chromatography with coulometric-array and UV detection</a>	Kahoun, D.; Rezková, S.; Veskrnová, K.; Královský, J.; Holcapek, M.	<i>J. Chromatogr., A</i> 1202 (1), 19–33	2008 Aug 15
<a href="#">Analysis of terpene lactones in a Ginkgo leaf extract by high-performance liquid chromatography using charged aerosol detection</a>	Kakigi, Y.; Mochizuki, N.; Icho, T.; Hakamatsuka, T.; Goda, Y.	<i>Biosci., Biotechnol., Biochem.</i> 74 (3), 590–594	2010
<a href="#">Linear aglycones are the substrates for glycosyltransferase DesVII in methymycin biosynthesis: analysis and implications</a>	Kao, C.; Borisova, S.; Kim, H.; Liu, H.	<i>J. Am. Chem. Soc.</i> 128 (17), 5606–5607	2006 May 3





## Table of Contents

[Introduction](#)

[Analytical Technologies](#)

[Antifoaming Agents](#)

[Polyethylene Glycol](#)

[Silicone](#)

[Emulsifiers](#)

[Egg Lecithin](#)

[Soy Lecithin](#)

[Hypromellose](#)

[Polysorbate 80](#)

[Stabilizers](#)

[Gum Arabic](#)

[Surfactants](#)

[Spans](#)

[References](#)

# Peer Reviewed Journals: HPLC and UHPLC Methods

## Food, Nutrition, Natural Products, and Supplements

Title	Authors	Publication	Publication Date
<a href="#">Antioxidant-rich food intakes and their association with blood total antioxidant status and vitamin C and E levels in community-dwelling seniors from the Quebec longitudinal study NuAge</a>	Khalil, A.; Gaudreau, P.; Cherki, M.; Wagner, R.; Tessier, D. M.; Fulop, T.; Shatenstein, B.	<i>Exp. Gerontol.</i> 46 (6), 475–481	2011 Jun
<a href="#">Certification of a pure reference material for the ginsenoside Rg1</a>	Kim, D.; Chang, J.; Sohn, H.; Cho, B.; Ko, S.; Nho, K.; Jang, D.; Lee, S.	<i>Accredit. Qual. Assur.</i> 15 (2), 81–87	2009 Sep
<a href="#">Optimization of pressurized liquid extraction for spicatoside A in <i>Liriope platyphylla</i></a>	Kim, S. H.; Kim, H. K.; Yang, E. S.; Lee, K. Y.; Kim, S. D.; Kim, Y. C.; Sung, S. H.	<i>Sep. Purif. Technol.</i> 71 (2), 168–172	2010
<a href="#">Production of surfactin and iturin by <i>Bacillus licheniformis</i> N1 responsible for plant disease control activity</a>	Kong, H. G.; Kim, J. C.; Choi, G. J.; Lee, K. Y.; Kim, H. J.; Hwang, E. C.; Moon, B. J.; Lee, S. W.	<i>Plant Pathol. J.</i> 26 (2), 170–177	2010
<a href="#">Transepithelial transport of microbial metabolites of quercetin in intestinal Caco-2 cell monolayers</a>	Konishi, Y.	<i>J. Agric. Food Chem.</i> 53 (3), 601–607	2005 Feb 9
<a href="#">Absorption and bioavailability of artemillin C in rats after oral administration</a>	Konishi, Y.; Hitomi, Y.; Yoshida, M.; Yoshioka, E.	<i>J. Agric. Food Chem.</i> 53 (26), 9928–9933	2005 Dec 28
<a href="#">Pharmacokinetic study of caffeic and rosmarinic acids in rats after oral administration</a>	Konishi, Y.; Hitomi, Y.; Yoshida, M.; Yoshioka, E.	<i>J. Agric. Food Chem.</i> 53 (12), 4740–4746	2005 Jun 15
<a href="#">Intestinal absorption of <i>p</i>-coumaric and gallic acids in rats after oral administration</a>	Konishi, Y.; Hitomi, Y.; Yoshioka, E.	<i>J. Agric. Food Chem.</i> 52 (9), 2527–2532	2004 May 5
<a href="#">Microbial metabolites of ingested caffeic acid are absorbed by the monocarboxylic acid transporter (MCT) in intestinal Caco-2 cell monolayers</a>	Konishi, Y.; Kobayashi, S.	<i>J. Agric. Food Chem.</i> 52 (21), 6418–6424	2004 Oct 20
<a href="#">Transepithelial transport of rosmarinic acid in intestinal Caco-2 cell monolayers</a>	Konishi, Y.; Kobayashi, S.	<i>Biosci., Biotechnol., Biochem.</i> 69 (3), 583–591	2005 Mar
<a href="#">Effects of various doses of selenite on stinging nettle (<i>Urtica dioica</i> L.)</a>	Krystofova, O.; Adam, V.; Babula, P.; Zehnalek, J.; Beklova, M.; Havel, L.; Kizek, R.	<i>Int. J. Environ. Res. Public Health</i> 7 (10), 3804–3815	2010 Oct
<a href="#">Biofortified cassava increases <math>\beta</math>-carotene and vitamin A concentrations in the TAG-rich plasma layer of American women</a>	La Frano, M. R.; Woodhouse, L. R.; Burnett, D. J.; Burri, B. J.	<i>Br. J. Nutr.</i> 110 (2), 310–320	2013 Jul 28
<a href="#">Chlorogenic acid is absorbed in its intact form in the stomach of rats</a>	Lafay, S.; Gil-Izquierdo, A.; Manach, C.; Morand, C.; Besson, C.; Scalbert, A.	<i>J. Nutr.</i> 136 (5), 1192–1197	2006 May
<a href="#">Determination of 4-ethylcatechol in wine by high-performance liquid chromatography-coulometric electrochemical array detection</a>	Larcher, R.; Nicolini, G.; Bertoldi, D.; Nardin, T.	<i>Anal. Chim. Acta</i> 609 (2), 235–240	2008 Feb 25
<a href="#">Determination of volatile phenols in wine using high-performance liquid chromatography with a coulometric array detector</a>	Larcher, R.; Nicolini, G.; Puecher, C.; Bertoldi, D.; Moser, S.; Favaro, G.	<i>Anal. Chim. Acta</i> 582 (1), 55–60	2007 Jan 16



## Table of Contents

[Introduction](#)[Analytical Technologies](#)[Antifoaming Agents](#)[Polyethylene Glycol](#)[Silicone](#)[Emulsifiers](#)[Egg Lecithin](#)[Soy Lecithin](#)[Hypromelose](#)[Polysorbate 80](#)[Stabilizers](#)[Gum Arabic](#)[Surfactants](#)[Spans](#)[References](#)Peer Reviewed Journals:  
HPLC and UHPLC Methods

## Food, Nutrition, Natural Products, and Supplements

Title	Authors	Publication	Publication Date
<a href="#">Acute, quercetin-induced reductions in blood pressure in hypertensive individuals are not secondary to lower plasma angiotensin-converting enzyme activity or endothelin-1: nitric oxide</a>	Larson, A.; Witman, M. A. H.; Guo, Y.; Ives, S.; Richardson, R. S.; Bruno, R. S.; Jalili, T.; Symons, J. D.	<i>Nutr. Res. (N. Y., NY, U.S.)</i> 32 (8), 557–564	2012 Aug
<a href="#">High-performance liquid chromatography method for the determination of folic acid in fortified food products</a>	Lebiedzinska, A.; Da,browska, M.; Szefer, P.; Marszałł M.	<i>Toxicol. Mech. Methods</i> 18 (6), 463–467	2008 Jul
<a href="#">Reversed-phase high-performance liquid chromatography method with coulometric electrochemical and ultraviolet detection for the quantification of vitamins B(1) (thiamine), B(6) (pyridoxamine, pyridoxal and pyridoxine) and B(12) in animal and plant foods</a>	Lebiedzinska, A.; Marszałł, M. L.; Kuta, J.; Szefer, P.	<i>J. Chromatogr., A</i> 1173 (1–2), 71–80	2007 Nov 30
<a href="#">An improved method for the determination of green and black tea polyphenols in biomatrices by high-performance liquid chromatography with coulometric array detection</a>	Lee, M. J.; Prabhu, S.; Meng, X.; Li, C.; Yang, C. S.	<i>Anal. Biochem.</i> 279 (2), 164–169	2000 Mar 15
<a href="#">Characterisation, extraction efficiency, stability and antioxidant activity of phytonutrients in <i>Angelica keiskei</i></a>	Li, L.; Aldini, G.; Carini, M.; Chen, C. Y. O.; Chun, H.; Cho, S.; Park, K.; Correa, C. R.; Russell, R. M.; Blumberg, J. B.; Yeum, K.	<i>Food Chem.</i> 115 (1), 227–232	2009 Jul
<a href="#">Vitamin A equivalence of the <math>\beta</math>-carotene in <math>\beta</math>-carotene-biofortified maize porridge consumed by women</a>	Li, S.; Nugroho, A.; Rocheford, T.; White, W. S.	<i>Am. J. Clin. Nutr.</i> 92 (5), 1105–1112	2010 Nov
<a href="#">Phase IIa chemoprevention trial of green tea polyphenols in high-risk individuals of liver cancer: modulation of urinary excretion of green tea polyphenols and 8-hydroxydeoxyguanosine</a>	Luo, H.; Tang, L.; Tang, M.; Billam, M.; Huang, T.; Yu, J.; Wei, Z.; Liang, Y.; Wang, K.; Zhang, Z. Q.; Zhang, L.; Wang, J. S.	<i>Carcinogenesis</i> 27 (2), 262–268	2006 Feb
<a href="#">Determination of four water-soluble compounds in <i>Salvia miltiorrhiza</i> Bunge by high-performance liquid chromatography with a coulometric electrode array system</a>	Ma, L.; Zhang, X.; Guo, H.; Gan, Y.	<i>J. Chromatogr., B: Anal. Technol. Biomed. Life Sci.</i> 833 (2), 260–263	2006 Apr 3
<a href="#">Effect of green tea powder (<i>Camellia sinensis</i> L. cv. Benifuuki) particle size on O-methylated EGCG absorption in rats. The Kakegawa Study</a>	Maeda-Yamamoto, M.; Ema, K.; Tokuda, Y.; Monobe, M.; Tachibana, H.; Sameshima, Y.; Kuriyama, S.	<i>Cytotechnology</i> 63 (2), 171–179	2011 Mar
<a href="#">Supplementation of a <math>\gamma</math>-tocopherol-rich mixture of tocopherols in healthy men protects against vascular endothelial dysfunction induced by postprandial hyperglycemia</a>	Mah, E.; Noh, S. K.; Ballard, K. D.; Park, H. J.; Volek, J. S.; Bruno, R. S.	<i>J. Nutr. Biochem.</i> 24 (1), 196–203	2013 Jan



## Table of Contents

[Introduction](#)

[Analytical Technologies](#)

[Antifoaming Agents](#)

[Polyethylene Glycol](#)

[Silicone](#)

[Emulsifiers](#)

[Egg Lecithin](#)

[Soy Lecithin](#)

[Hypromellose](#)

[Polysorbate 80](#)

[Stabilizers](#)

[Gum Arabic](#)

[Surfactants](#)

[Spans](#)

[References](#)

# Peer Reviewed Journals: HPLC and UHPLC Methods

## Food, Nutrition, Natural Products, and Supplements

Title	Authors	Publication	Publication Date
<a href="#">Mediterranean diet reduces endothelial damage and improves the regenerative capacity of endothelium</a>	Marin, C.; Ramirez, R.; Delgado-Lista, J.; Yubero-Serrano, E. M.; Perez-Martinez, P.; Carracedo, J.; Garcia-Rios, A.; Rodriguez, F.; Gutierrez-Mariscal, F. M.; Gomez, P.; Perez-Jimenez, F.; Lopez-Miranda, J.	<i>Am. J. Clin. Nutr.</i> 93 (2), 267–274	2011 Feb
<a href="#">Photodiode array (PDA) and other detection methods in HPLC of plant metabolites</a>	Markowski, W.; Waksmundzka-Hajnos, M.	Chapter 13 in <i>High Performance Liquid Chromatography in Phytochemical Analysis</i> , Chromatographic Science Series, Markowski, W., Sherma, J., Eds.; Taylor & Francis Group, LLC: Boca Raton, FL; 331–350	2010 Nov
<a href="#">Determination of water-soluble vitamins in infant milk and dietary supplement using a liquid chromatography on-line coupled to a corona-charged aerosol detector</a>	Márquez-Sillero, I.; Cárdenas, S.; Valcárcel, M.	<i>J. Chromatogr., A.</i> 1313C, 253–258	2013 Oct 25
<a href="#">Sensitive high-performance liquid chromatographic method using coulometric electrode array detection for measurement of phytoestrogens in dried blood spots</a>	Melby, M. K.; Watanabe, S.; Whitten, P. L.; Worthman, C. M.	<i>J. Chromatogr., B: Anal. Technol. Biomed. Life Sci.</i> 826 (1–2), 81–90	2005 Nov 5
<a href="#">Phenolic acids from beer are absorbed and extensively metabolized in humans</a>	Nardini, M.; Natella, F.; Scaccini, C.; Ghiselli, A.	<i>J. Nutr. Biochem.</i> 17 (1), 14–22	2006 Jan
<a href="#">High-performance liquid chromatography analysis of plant saponins: An update 2005-2010</a>	Negi, J. S.; Singh, P.; Pant, G. J.; Rawat, M. S.	<i>Pharmacogn. Rev.</i> 5 (10), 155–158	2011 Jul
<a href="#">Physicochemical effect of pH and antioxidants on mono- and triglutamate forms of 5-methyltetrahydrofolate, and evaluation of vitamin stability in human gastric juice: Implications for folate bioavailability</a>	Ng, X.; Lucock, M.; Veysey, M.	<i>Food Chem.</i> 106 (1), 200–210	2008 Jan
<a href="#">Practical preparation of lacto-N-biose I, a candidate for the bifidus factor in human milk</a>	Nishimoto, M.; Kitaoka, M.	<i>Biosci., Biotechnol., Biochem.</i> 71 (8), 2101-2104	2007 Aug
<a href="#">Hydrophilic interaction liquid chromatography—charged aerosol detection as a straightforward solution for simultaneous analysis of ascorbic acid and dehydroascorbic acid</a>	Nováková, L.; Solichová, D.; Solich, P.	<i>J. Chromatogr., A.</i> 1216 (21), 4574–4581	2009 May 22



## Table of Contents

[Introduction](#)

[Analytical Technologies](#)

[Antifoaming Agents](#)

[Polyethylene Glycol](#)

[Silicone](#)

[Emulsifiers](#)

[Egg Lecithin](#)

[Soy Lecithin](#)

[Hypromellose](#)

[Polysorbate 80](#)

[Stabilizers](#)

[Gum Arabic](#)

[Surfactants](#)

[Spans](#)

[References](#)

# Peer Reviewed Journals: HPLC and UHPLC Methods

## Food, Nutrition, Natural Products, and Supplements

Title	Authors	Publication	Publication Date
<a href="#">No effect on adenoma formation in Min mice after moderate amount of flaxseed</a>	Oikarinen, S.; Heinonen, S. M.; Nurmi, T.; Adlercreutz, H.; Mutanen, M.	<i>Eur. J. Nutr.</i> 44 (5), 273–280	2005 Aug
<a href="#">Measurement of isoflavones using liquid chromatography with multi-channel coulometric electrochemical detection</a>	Ouchi, K.; Gamache, P.; Acworth, I.; Watanabe, S.	<i>BioFactors.</i> 22 (1–4), 353–356	2004
<a href="#">Quantitation of clovamide-type phenylpropenoic acid amides in cells and plasma using high-performance liquid chromatography with a coulometric electrochemical detector</a>	Park, J. B.	<i>J. Agric. Food Chem.</i> 53 (21), 8135–8140	2005 Oct 19
<a href="#">Synthesis, HPLC measurement and bioavailability of the phenolic amide amkamide</a>	Park, J. B.	<i>J. Chromatogr. Sci.</i> [Epub ahead of print]	2013 May 27
<a href="#">Synthesis of safflomide and its HPLC measurement in mouse plasma after oral administration</a>	Park, J. B.; Chen, P.	<i>J. Chromatogr., B: Anal. Technol. Biomed. Life Sci.</i> 852 (1–2), 398–402	2007 Jun 1
<a href="#">Determination of lignans in human plasma by liquid chromatography with coulometric electrode array detection</a>	Peñalvo, J. L.; Nurmi, T.; Haajanen, K.; Al-Maharik, N.; Botting, N.; Adlercreutz, H.	<i>Anal. Biochem.</i> 332 (2), 384–393	2004 Sep 15
<a href="#">Supercritical antisolvent fractionation of lignans from the ethanol extract of flaxseed</a>	Perretti, G.; Virgili, C.; Troilo, A.; Marconi, O.; Regnicoli, G. F.; Fantozzi, P.	<i>J. Supercrit. Fluids</i> 75, 94–100	2013 Mar
<a href="#">Analysis of flavonoids in honey by HPLC coupled with coulometric electrode array detection and electrospray ionization mass spectrometry</a>	Petrus, K.; Schwartz, H.; Sontag, G.	<i>Anal. Bioanal. Chem.</i> 400 (8), 2555–2563	2011 Jun
<a href="#">High-dose supplementation with natural <math>\alpha</math>-tocopherol does neither alter the pharmacodynamics of atorvastatin nor its phase I metabolism in guinea pigs</a>	Podszun, M. C.; Grebenstein, N.; Hofmann, U.; Frank, J.	<i>Toxicol. Appl. Pharmacol.</i> 266 (3), 452–458	2013 Feb 1
<a href="#">Application of high-performance liquid chromatography with charged aerosol detection for universal quantitation of undeclared phosphodiesterase-5 inhibitors in herbal dietary supplements</a>	Poplawska, M.; Blazewicz, A.; Bukowska, K.; Fijalek, Z.	<i>J. Pharm. Biomed. Anal.</i> 84, 232–243	2013 Oct
<a href="#">Isolation and analysis of ginseng: advances and challenges</a>	Qi, L.; Wang, C.; Yuan, C.	<i>Nat. Prod. Rep.</i> 28 (3), 467–495	2011 Mar
<a href="#">Folate analysis in complex food matrices: Use of a recombinant Arabidopsis <math>\gamma</math>-glutamyl hydrolase for folate deglutamylation</a>	Ramos-Parra, P. A.; Urrea-López, R.; Diaz de la Garza, R. I.	<i>Food Res. Int.</i> 54 (1), 177–185	2013 Nov
<a href="#">Optimisation of gradient HPLC analysis of phenolic compounds and flavonoids in beer using a coularray detector</a>	Rehová, L.; Skeríková, V.; Jandera, P.	<i>J. Sep. Sci.</i> 27 (15–16), 1345–1359	2004 Nov
<a href="#">Chiral separation of (+)/(-)-catechin from sulfated and glucuronidated metabolites in human plasma after cocoa consumption</a>	Ritter, C.; Zimmermann, B. F.; Galensa, R.	<i>Anal. Bioanal. Chem.</i> 397 (2), 723–730	2010 May





## Table of Contents

[Introduction](#)

[Analytical Technologies](#)

[Antifoaming Agents](#)

[Polyethylene Glycol](#)

[Silicone](#)

[Emulsifiers](#)

[Egg Lecithin](#)

[Soy Lecithin](#)

[Hypromellose](#)

[Polysorbate 80](#)

[Stabilizers](#)

[Gum Arabic](#)

[Surfactants](#)

[Spans](#)

[References](#)

# Peer Reviewed Journals: HPLC and UHPLC Methods

## Food, Nutrition, Natural Products, and Supplements

Title	Authors	Publication	Publication Date
<a href="#">Analysis of alkylresorcinols in cereal grains and products using ultrahigh-pressure liquid chromatography with fluorescence, ultraviolet, and CoulArray electrochemical detection</a>	Ross, A. B.	<i>J. Agric. Food Chem.</i> 60 (36), 8954–8962	2012 Sep 12
<a href="#">Rapid and sensitive analysis of alkylresorcinols from cereal grains and products using HPLC-CoulArray-based electrochemical detection</a>	Ross, A. B.; Kochhar, S.	<i>J. Agric. Food Chem.</i> 57 (12), 5187–5193	2009 Jun 24
<a href="#">Analysis of soy isoflavone plasma levels using HPLC with coulometric detection in postmenopausal women</a>	Saracino, M. A.; Raggi, M. A.	<i>J. Pharm. Biomed. Anal.</i> 53 (3), 682–687	2010 Nov 2
<a href="#">A biosynthetic pathway for BE-7585A, a 2-thiosugar-containing angucycline-type natural product</a>	Sasaki, E.; Ogasawara, Y.; Liu, H. W.	<i>J. Am. Chem. Soc.</i> 132 (21), 7405–7417	2010 Jun 2
<a href="#">The senescence-accelerated mouse-prone 8 is not a suitable model for the investigation of cardiac inflammation and oxidative stress and their modulation by dietary phytochemicals</a>	Schiborr, C.; Schwamm, D.; Kocher, A.; Rimbach, G.; Eckert, G. P.; Frank, J.	<i>Pharmacol. Res.</i> 74, 113–120	2013 Aug
<a href="#">Comprehensive impurity profiling of nutritional infusion solutions by multidimensional off-line reversed-phase liquid chromatography × hydrophilic interaction chromatography-ion trap mass-spectrometry and charged aerosol detection with universal calibration</a>	Schiesel, S.; Lämmerhofer, M.; Lindner, W.	<i>J. Chromatogr., A.</i> 1259, 100–110	2012 Oct 12
<a href="#">The effect of <math>\alpha</math>-tocopherol supplementation on training-induced elevation of S100B protein in sera of basketball players</a>	Schulpis, K. H.; Moukas, M.; Parthimos, T.; Tsakiris, T.; Parthimos, N.; Tsakiris, S.	<i>Clin. Biochem.</i> 40 (12), 900–906	2007 Aug
<a href="#">Determination of secoisolariciresinol, lariciresinol and isolariciresinol in plant foods by high performance liquid chromatography coupled with coulometric electrode array detection</a>	Schwartz, H.; Sontag, G.	<i>J. Chromatogr., B: Anal. Technol. Biomed. Life Sci.</i> 838 (2), 78–85	2006 Jul 11
<a href="#">Assessment of probiotic strains ability to reduce the bioaccessibility of aflatoxin M 1 in artificially contaminated milk using an in vitro digestive model</a>	Serrano-Niño, J. C.; Cavazos-Garduño, A.; Hernandez-Mendoza, A.; Applegate, B.; Ferruzzi, M. G.; San Martin-González, M. F.; García, H. S.	<i>Food Control</i> 31 (1), 202–207	2013 May
<a href="#">Intestinal uptake of quercetin-3-glucoside in rats involves hydrolysis by lactase phlorizin hydrolase</a>	Sesink, A. L.; Arts, I. C.; Faassen-Peters, M.; Hollman, P. C.	<i>J. Nutr.</i> 133 (3), 773–776	2003 Mar
<a href="#">Quercetin glucuronides but not glucosides are present in human plasma after consumption of quercetin-3-glucoside or quercetin-4'-glucoside</a>	Sesink, A. L.; O'Leary, K. A.; Hollman, P. C.	<i>J. Nutr.</i> 131 (7), 1938–1941	2001 Jul
<a href="#">Co-administration of quercetin and catechin in rats alters their absorption but not their metabolism</a>	Silberberg, M.; Morand, C.; Manach, C.; Scalbert, A.; Remesy, C.	<i>Life Sci.</i> 77 (25), 3156–3167	2005 Nov 4
<a href="#">Nutritional status is altered in the self-neglecting elderly</a>	Smith, S. M.; Mathews Oliver, S. A.; Zwart, S. R.; Kala, G.; Kelly, P. A.; Goodwin, J. S.; Dyer, C. B.	<i>J. Nutr.</i> 136 (10), 2534–2541	2006 Oct



## Table of Contents

[Introduction](#)

[Analytical Technologies](#)

[Antifoaming Agents](#)

[Polyethylene Glycol](#)

[Silicone](#)

[Emulsifiers](#)

[Egg Lecithin](#)

[Soy Lecithin](#)

[Hypromellose](#)

[Polysorbate 80](#)

[Stabilizers](#)

[Gum Arabic](#)

[Surfactants](#)

[Spans](#)

[References](#)

# Peer Reviewed Journals: HPLC and UHPLC Methods

## Food, Nutrition, Natural Products, and Supplements

Title	Authors	Publication	Publication Date
<a href="#">Binding of heterocyclic aromatic amines by lactic acid bacteria: results of a comprehensive screening trial</a>	Stidl, R.; Sontag, G.; Koller, V.; Knasmüller, S.	<i>Mol. Nutr. Food Res.</i> 52 (3), 322–329	2008 Mar
<a href="#">Direct separation and detection of biogenic amines by ion-pair liquid chromatography with chemiluminescent nitrogen detector</a>	Sun, J.; Guo, H. X.; Semin, D.; Cheetham, J.	<i>J. Chromatogr., A.</i> 1218 (29), 4689–4697	2011 Jul 22
<a href="#">Rapid purification method for fumonisin B1 using centrifugal partition chromatography</a>	Szekeres, A.; Lorántfy, L.; Bencsik, O.; Kecskeméti, A.; Szécsi, Á.; Mesterházy, Á.; Vágvölgyi, C.	<i>Food Addit. Contam.</i> 30 (1), 147–155	2013
<a href="#">Determination of coenzyme Q10 in over-the-counter dietary supplements by high-performance liquid chromatography with coulometric detection</a>	Tang, P. H.	<i>J. AOAC Int.</i> 89 (1), 35–39	2006 Jan–Feb
<a href="#">α-Tocopherol supplementation restores the reduction of erythrocyte glucose-6-phosphate dehydrogenase activity induced by forced training</a>	Tsakiris, S.; Reclus, G. J.; Parthimos, T.; Tsakiris, T.; Parthimos, N.; Schulpis, K. H.	<i>Pharmacol. Res.</i> 54 (5), 373–379	2006 Nov
<a href="#">Tissue distribution of isoflavones in ewes after consumption of red clover silage</a>	Urpi-Sarda, M.; Morand, C.; Besson, C.; Kraft, G.; Viala, D.; Scalbert, A.; Besle, J. M.; Manach, C.	<i>Arch. Biochem. Biophys.</i> 476 (2), 205–210	2008 Aug 15
<a href="#">Performance evaluation of charged aerosol and evaporative light scattering detection for the determination of ginsenosides by LC</a>	Wang, L.; He, W. S.; Yan, H. X.; Jiang, Y.; Bi, K. S.; Tu, P. F.	<i>Chromatographia</i> 70 (3–4), 603–608	2009 Aug
<a href="#">Catechins are bioavailable in men and women drinking black tea throughout the day</a>	Warden, B. A.; Smith, L. S.; Beecher, G. R.; Balentine, D. A.; Clevidence, B. A.	<i>J. Nutr.</i> 131 (6), 1731–1737	2001 Jun
<a href="#">Identification and quantification of polyphenol phytoestrogens in foods and human biological fluids</a>	Wilkinson, A. P.; Wähälä, K.; Williamson, G.	<i>J. Chromatogr., B: Anal. Technol. Biomed. Life Sci.</i> 777 (1–2), 93–109	2002 Sep 25
<a href="#">Bioavailability and pharmacokinetics of caffeoylquinic acids and flavonoids after oral administration of Artichoke leaf extracts in humans</a>	Wittemer, S. M.; Ploch, M.; Windeck, T.; Müller, S. C.; Drewelow, B.; Derendorf, H.; Veit, M.	<i>Phytomedicine</i> 12 (1–2), 28–38	2005 Jan
<a href="#">Validated method for the determination of six metabolites derived from artichoke leaf extract in human plasma by high-performance liquid chromatography-coulometric-array detection</a>	Wittemer, S. M.; Veit, M.	<i>J. Chromatogr., B: Anal. Technol. Biomed. Life Sci.</i> 793 (2), 367–375	2003 Aug 15
<a href="#">HPLC in natural product analysis: The detection issue</a>	Wolfender, J. L.	<i>Planta Med.</i> 75 (07), 719–734	2009 Jun
<a href="#">Simultaneous determination of isoflavones and bisphenol A in rat serum by high-performance liquid chromatography coupled with coulometric array detection</a>	Yasuda, S.; Wu, P. S.; Hattori, E.; Tachibana, H.; Yamada, K.	<i>Biosci., Biotechnol., Biochem.</i> 68 (1), 51–58	2004 Jan
<a href="#">Impurities from polypropylene microcentrifuge tubes as a potential source of interference in simultaneous analysis of multiple lipid-soluble antioxidants by HPLC with electrochemical detection</a>	Yen, H. C.; Hsu, Y. T.	<i>Clin. Chem. Lab. Med.</i> 42 (4), 390–395	2004 Apr





## Table of Contents

[Introduction](#)

[Analytical Technologies](#)

[Antifoaming Agents](#)

[Polyethylene Glycol](#)

[Silicone](#)

[Emulsifiers](#)

[Egg Lecithin](#)

[Soy Lecithin](#)

[Hypromellose](#)

[Polysorbate 80](#)

[Stabilizers](#)

[Gum Arabic](#)

[Surfactants](#)

[Spans](#)

[References](#)

# Peer Reviewed Journals: HPLC and UHPLC Methods

## Food, Nutrition, Natural Products, and Supplements

Title	Authors	Publication	Publication Date
<a href="#">Simultaneous determination of triterpenoid saponins from <i>pulsatilla koreana</i> using high performance liquid chromatography coupled with a charged aerosol detector (HPLC-CAD)</a>	Yeom, H.; Suh, J. H.; Youm, J. R.; Han, S. B.	<i>Bull. Korean Chem. Soc.</i> 31 (5), 1159–1164	2010
<a href="#">DPPH radical scavenging activities of 31 flavonoids and phenolic acids and 10 extracts of Chinese materia medica</a>	Yuan, Y.; Chen, C.; Yang, B.; Kusu, F.; Kotani, A.	<i>Zhongguo Zhongyao Zazhi</i> 34 (13), 1695–1700	2009 Jul
<a href="#">Determination of residual clenbuterol in pork meat and liver by HPLC with electrochemical detection</a>	Zhang, X. Z.; Gan, Y. R.; Zhao, F. N.	<i>Yaoxue Xuebao</i> 39 (4), 276–280	2004 Apr
<a href="#">Identification of equol producers in a Japanese population by high-performance liquid chromatography with coulometric array for determining serum isoflavones</a>	Zhao, J. H.; Sun, S. J.; Arai, Y.; Oguma, E.; Yamada, K.; Horiguchi, H.; Kayama, F.	<i>Phytomedicine</i> 13 (5), 304–309	2006 May
<a href="#">Simultaneous sampling of volatile and non-volatile analytes in beer for fast fingerprinting by extractive electrospray ionization mass spectrometry</a>	Zhu, L.; Hu, Z.; Gamez, G.; Law, W. S.; Chen, H.; Yang, S.; Chingin, K.; Balabin, R. M.; Wang, R.; Zhang, T.; Zenobi, R.	<i>Anal. Bioanal. Chem.</i> 398 (1), 405–413	2010 Sep
<a href="#">Comparison of various easy-to-use procedures for extraction of phenols from apricot fruits</a>	Zitka, O.; Sochor, J.; Rop, O.; Skalickova, S.; Sobrova, P.; Zehnalek, J.; Beklova, M.; Krska, B.; Adam, V.; Kizek, R.	<i>Molecules</i> 16 (4), 2914–2936	2011 Apr 4





## Table of Contents

[Introduction](#)

[Analytical Technologies](#)

[Antifoaming Agents](#)

[Polyethylene Glycol](#)

[Silicone](#)

[Emulsifiers](#)

[Egg Lecithin](#)

[Soy Lecithin](#)

[Hypromellose](#)

[Polysorbate 80](#)

[Stabilizers](#)

[Gum Arabic](#)

[Surfactants](#)

[Spans](#)

[References](#)

# Peer Reviewed Journals: HPLC and UHPLC Methods

## Lipids

Title	Authors	Publication	Publication Date
<a href="#">Development of analytical procedures to study changes in the composition of meat phospholipids caused by induced oxidation</a>	Cascone, A.; Eerola, S.; Ritieni, A.; Rizzo, A.	<i>J. Chromatogr., A</i> 1120 (1–2), 211–220	2006 Jul 7
<a href="#">Evaporative light scattering and charged aerosol detector.</a>	Chaminade, P.	Chapter 5. In <i>Hyphenated and Alternative Methods of Detection in Chromatography</i> , Chromatographic Science Series; Shalliker, A., Ed.; Taylor & Francis Group, LLC: Boca Raton, FL.; 145–160	2012
<a href="#">Simple and efficient profiling of phospholipids in phospholipase D-modified soy lecithin by HPLC with charged aerosol detection</a>	Damjanovic, J.; Nakano, H.; Iwasaki, Y.	<i>J. Am. Oil Chem. Soc.</i> 90 (7), 951–957	2013 Jul
<a href="#">Discriminating olive and non-olive oils using HPLC-CAD and chemometrics</a>	de la Mata-Espinosa, P.; Bosque-Sendra, J. M.; Bro, R.; Cuadros-Rodríguez, L.	<i>Anal. Bioanal. Chem.</i> 399 (6), 2083–2092	2011 Feb
<a href="#">Olive oil quantification of edible vegetable oil blends using triacylglycerols chromatographic fingerprints and chemometric tools</a>	de la Mata-Espinosa, P.; Bosque-Sendra, J. M.; Bro, R.; Cuadros-Rodríguez, L.	<i>Talanta</i> 85 (1), 177–182	2011 Jul 15
<a href="#">Quantification of triacylglycerols in olive oils using HPLC-CAD</a>	de la Mata-Espinosa, P.; Bosque-Sendra, J.; Cuadros-Rodríguez, L.	<i>Food Analytical Methods</i> 4 (4), 574–581	2011 Dec
<a href="#">Quantification of pegylated phospholipids decorating polymeric microcapsules of perfluorooctyl bromide by reverse phase HPLC with a charged aerosol detector</a>	Díaz-López, R.; Libong, D.; Tsapis, N.; Fattal, E.; Chaminade, P.	<i>J. Pharm. Biomed. Anal.</i> 48 (3), 702–707	2008 Nov 4
<a href="#">Squalene emulsions for parenteral vaccine and drug delivery</a>	Fox, C. B.	<i>Molecules</i> 14 (9), 3286–3312	2009 Sep 1
<a href="#">Interactions between parenteral lipid emulsions and container surfaces</a>	Gonyon, T.; Tomaso, A.; Kotha, P.; Owen, H.; Patel, D.; Carter, P.; Cronin, J.; Green, J.	<i>PDA J. Pharm. Sci. and Tech.</i> 67 (3), 247–254	2013 May–Jun
<a href="#">Composition analysis of positional isomers of phosphatidylinositol by high-performance liquid chromatography</a>	Iwasaki, Y.; Masayama, A.; Mori, A.; Ikeda, C.; Nakano, H.	<i>J. Chromatogr., A</i> 1216 (32), 6077–6080	2009 Aug 7
<a href="#">Determination of phospholipid and its degradation products in liposomes for injection by HPLC-charged aerosol detection (CAD)</a>	Jiang, Q.; Yang, R.; Mei, X.	<i>Chinese Pharmaceutical Journal (Zhongguo Yaoxue Zazhi, Beijing, China)</i> 42 (23), 1794–1796	2007



## Table of Contents

[Introduction](#)

[Analytical Technologies](#)

[Antifoaming Agents](#)

[Polyethylene Glycol](#)

[Silicone](#)

[Emulsifiers](#)

[Egg Lecithin](#)

[Soy Lecithin](#)

[Hypromellose](#)

[Polysorbate 80](#)

[Stabilizers](#)

[Gum Arabic](#)

[Surfactants](#)

[Spans](#)

[References](#)

# Peer Reviewed Journals: HPLC and UHPLC Methods

## Lipids

Title	Authors	Publication	Publication Date
<a href="#">Rapid quantification of yeast lipid using microwave-assisted total lipid extraction and HPLC-CAD</a>	Khoomrung, S.; Chumnanpuen, P.; Jansa-Ard, S.; Ståhlman, M.; Nookaew, I.; Borén, J.; Nielsen, J.	<i>Anal. Chem.</i> 85 (10), 4912–4919	2013 May 21
<a href="#">A new liquid chromatography method with charge aerosol detector (CAD) for the determination of phospholipid classes. Application to milk phospholipids</a>	Kiełbowicz, G.; Micek, P.; Wawrzencyk, C.	<i>Talanta</i> 105, 28–33	2013 Feb 15
<a href="#">An LC method for the analysis of phosphatidylcholine hydrolysis products and its application to the monitoring of the acyl migration process</a>	Kiełbowicz, G.; Smuga, D.; Gładkowski, W.; Chojnacka, A.; Wawrzencyk, C.	<i>Talanta</i> 94, 22–29	2012 May 30
<a href="#">Separation of acylglycerols, FAME and FFA in biodiesel by size exclusion chromatography</a>	Kittirattanapiboon, K.; Krisnangkura, K.	<i>Eur. J. Lipid Sci. Technol.</i> 110 (5), 422–427	2008 Mar 17
<a href="#">Quantitation of triacylglycerols from plant oils using charged aerosol detection with gradient compensation</a>	Lísa, M.; Lynen, F.; Holčápek, M.; Sandra, P.	<i>J. Chromatogr., A.</i> 1176 (1–2), 135–142	2007 Dec 28
<a href="#">Quantitative study of the stratum corneum lipid classes by normal phase liquid chromatography: comparison between two universal detectors</a>	Merle, C.; Laugel, C.; Chaminade, P.; Baillet-Guffroy, A.	<i>J. Liq. Chromatogr. Relat. Technol.</i> 33, 629–644	2010 Mar
<a href="#">The analysis of lipids via HPLC with a charged aerosol detector</a>	Moreau, R. A.	<i>Lipids</i> 41 (7), 727–34	2006 Jul
<a href="#">Lipid analysis via HPLC with a charged aerosol detector</a>	Moreau, R. A.	<i>Lipid Technol.</i> 21 (8–9), 191–194	2009 Oct 23
<a href="#">Extraction and analysis of food lipids</a>	Moreau, R. A.; Winkler-Moser, J. K.	Chapter 6 in <i>Methods of Analysis of Food Components and Additives</i> , Second Edition; Ötles, S., Ed.; Taylor & Francis Group, LLC: Boca Raton, FL.; 115–134	2011 Nov
<a href="#">Aerosol based detectors for the investigation of phospholipid hydrolysis in a pharmaceutical suspension formulation</a>	Nair, L.; Werling, J.	<i>J. Pharm. Biomed. Anal.</i> 49 (1), 95–99	2009 Jan 15
<a href="#">Structure/function relationships of adipose phospholipase A2 containing a cys-his-his catalytic triad</a>	Pang, X. Y.; Cao, J.; Addington, L.; Lovell, S.; Battaile, K. P.; Zhang, Rao, J. L.; Dennis, E. A.; Moise, A. R.	<i>J. Biol. Chem.</i> 287 (42), 35260–35274	2012 Oct 12
<a href="#">Simultaneous assessment of lipid classes and bile acids in human intestinal fluid by solid-phase extraction and HPLC methods</a>	Persson, E.; Löfgren, L.; Hansson, G.; Abrahamsson, B.; Lennernäs, H.; Nilsson, R.	<i>J. Lipid Res.</i> 48 (1), 242–251	2007 Jan



## Table of Contents

[Introduction](#)

[Analytical Technologies](#)

[Antifoaming Agents](#)

[Polyethylene Glycol](#)

[Silicone](#)

[Emulsifiers](#)

[Egg Lecithin](#)

[Soy Lecithin](#)

[Hypromellose](#)

[Polysorbate 80](#)

[Stabilizers](#)

[Gum Arabic](#)

[Surfactants](#)

[Spans](#)

[References](#)

## Lipids

Title	Authors	Publication	Publication Date
<a href="#">The use of charged aerosol detection with HPLC for the measurement of lipids</a>	Plante, M.; Bailey, B.; Acworth, I.	<i>Methods Mol. Biol.</i> (Totowa, NJ, U.S.) 579, 469–482	2009
<a href="#">Comparison between charged aerosol detection and light scattering detection for the analysis of Leishmania membrane phospholipids</a>	Ramos, R. G.; Libong, D.; Rakotomanga, M.; Gaudin, K.; Loiseau, P. M.; Chaminade, P.	<i>J. Chromatogr., A.</i> 1209 (1–2), 88–94	2008 Oct 31
<a href="#">Authentication of geographical origin of palm oil by chromatographic fingerprinting of triacylglycerols and partial least square-discriminant analysis</a>	Ruiz-Samblás, C.; Arrebola-Pascual, C.; Tres, A.; van Ruth, S.; Cuadros-Rodríguez, L.	<i>Talanta.</i> 116, 788–793	2013 Nov 15
<a href="#">Simple and precise detection of lipid compounds present within liposomal formulations using a charged aerosol detector</a>	Schönherr, C.; Touchene, S.; Wilser, G.; Peschka-Süss, R.; Francese, G.	<i>J. Chromatogr., A.</i> 1216 (5), 781–786	2009 Jan 30
<a href="#">Determination of intraluminal individual bile acids by HPLC with charged aerosol detection</a>	Vertzoni, M.; Archontaki, H.; Reppas, C.	<i>J. Lipid Res.</i> 49 (12), 2690–2695	2008 Dec
<a href="#">Neurolipids and the use of a charged aerosol detector</a>	Waraska, J.; Acworth, I.	<i>Am. Biotechnol. Lab.</i> 26 (1), 12–13	2008







## Table of Contents

[Introduction](#)

[Analytical Technologies](#)

[Antifoaming Agents](#)

[Polyethylene Glycol](#)

[Silicone](#)

[Emulsifiers](#)

[Egg Lecithin](#)

[Soy Lecithin](#)

[Hypromellose](#)

[Polysorbate 80](#)

[Stabilizers](#)

[Gum Arabic](#)

[Surfactants](#)

[Spans](#)

[References](#)

# Technical Collateral: HPLC and UHPLC Methods

Product Number	Technique	Title
AB 119	UV	Rapid Separation of Paclitaxel and Related Compounds in Paclitaxel Injection
AB 134	MS	LC-MS Analysis of Anthocyanins in Bilberry Extract
AB 139	UV	Separation of Schizandrin, Schizandrin A, and Schizandrin B in a Tablet Sample
AB 153	UV	Save the Flavor – Robust Iso- $\alpha$ -Acids Assaying in Beer within Ten Minutes
AB 155	UV	Monitor the Brewing Process with LC-Transformation of Hop alpha-Acids into Beer Iso-alpha-Acids
AN 109	FLD	Determination of Glyphosate by Cation-Exchange Chromatography with Postcolumn Derivatization
AN 156	UV	The Everlasting Paradigm-Keep Beer Tradition or Prevent Beer from a Skunky Off-Flavor?
AN 196	FLD	Determination of Polycyclic Aromatic Hydrocarbons (PAHs) in Edible Oils by Donor-Acceptor Complex Chromatography (DACC)-HPLC with Fluorescent Detection
AN 207	UV	Chromatographic Fingerprinting of <i>Flos Chrysanthema indicis</i> Using HPLC
AN 213	UV/FLD	Determination of Polycyclic Aromatic Hydrocarbons (PAHs) in Tap Water Using on-Line Solid-Phase Extraction Followed by HPLC with UV and Fluorescence Detections
AN 216	UV	Determination of Water- and Fat-Soluble Vitamins in Functional Waters by HPLC with UV-PDA Detection
AN 224	UV	Determination of Melamine in Milk Powder by Reversed-Phase HPLC with UV Detection
AN 232	UV	Determination of Anthraquinones and Stilbenes in Giant Knotweed Rhizome by HPLC with UV Detection
AN 236	UV	Determination of Iodide and Iodate in Seawater and Iodized Table Salt by HPLC-UV Detection
AN 245	UV	Fast Analysis of Dyes in Foods and Beverages
AN 251	UV	Determination of Water- and Fat-Soluble Vitamins in Nutritional Supplements by HPLC with UV Detection
AN 252	UV	HPLC Assay of Water-Soluble Vitamins, Fat-Soluble Vitamins, and a Preservative in Dry Syrup Multivitamin Formulation
AN 261	UV	Sensitive Determination of Microcystins in Drinking and Environmental Waters
AN 264	UV	Fast Determination of Anthocyanins in Pomegranate Juice
AN 266	FLD	Determination of Sialic Acids Using UHPLC with Fluorescence Detection
AN 272	FLD	Faster Yet Sensitive Determination of N-Methylcarbamates in Rice, Potato, and Corn by HPLC
AN 275	UV	Sensitive Determination of Catechins in Tea by HPLC
AN 287	UV	Two-Dimensional HPLC Combined with On-Line SPE for Determination of Sudan Dyes I-IV in Chili Oil
AN 292	UV	Determination of Aniline and Nitroanilines in Environmental and Drinking Waters by On-Line SPE
AN 293	CAD and UV	Steviol Glycoside Determination by HPLC with Charged Aerosol and UV Detections Using the Acclaim Trinity P1 Column
AN 299	UV	HPLC Analysis of Six Active Components of <i>Caulis Ionicerae</i> Using a Phenyl-1 Column
AN 1008	UV	Determination of Nitidine Chloride, Toddalolactone, and Chelerythrine Chloride by HPLC





## Table of Contents

[Introduction](#)

[Analytical Technologies](#)

[Antifoaming Agents](#)

[Polyethylene Glycol](#)

[Silicone](#)

[Emulsifiers](#)

[Egg Lecithin](#)

[Soy Lecithin](#)

[Hypromellose](#)

[Polysorbate 80](#)

[Stabilizers](#)

[Gum Arabic](#)

[Surfactants](#)

[Spans](#)

[References](#)

# Technical Collateral: HPLC and UHPLC Methods

Product Number	Technique	Title
AN 1020	EC, UV	Chalcinoids and Bitter Acids in Beer by HPLC with UV and ECD
AN 1023	UV	Determination of Sudan Dyes I-IV in Curry Paste
AN 1026	CAD	Fatty Acid Esters at Low Nanogram Levels
AN 1027	CAD	Ginseng
AN 1028	CAD	Ginkgo biloba
AN 1029	CAD	Black Cohosh
AN 1030	CAD	Soy Saponins
AN 1032	CAD	Unsaturated Fatty Acid: Arachidonic, Linoleic, Linolenic and Oleic Acids
AN 1033	CAD	Corn Syrup
AN 1034	CAD	Honey Sugars
AN 1035	CAD	Phenolic Acids
AN 1036	CAD	Water-Soluble Antioxidants: Ascorbic Acid, Glutathione and Uric Acid
AN 1037	CAD	Artificial Sweeteners-Global Method
AN 1039	CAD	Simultaneous Measurement of Glycerides (Mono-, Di- and Triglycerides) and Free Fatty Acids in Palm Oil
AN 1040	CAD	Analysis of Commercially Available Products Containing Stevia
AN 1041	CAD	Phytosterols
AN 1042	UV	Rapid Separation of Anthocyanins in Cranberry and Bilberry Extracts Using a Core-Shell Particle Column
AN 1045	UV	Determination of Phthalates in Drinking Water by UHPLC with UV Detection
AN 1046	UV	Determination of Phenylurea Compounds in Tap Water and Bottled Green Tea
AN 1055	CAD	Determination of Virginiamycin, Erythromycin, and Penicillin in Dried Distillers Grains with Solubles
AN 1063	ECD	Targeted Analyses of Secondary Metabolites in Herbs, Spices, and Beverages Using a Novel Spectro-Electro Array Platform
AN 1064	ECD	Product Authentication and Adulteration Determination Using a Novel Spectro-Electro Array Platform
AN 1067	UV	Determination of Carbendazim in Orange Juice
AN 1069	UV	Two-Dimensional HPLC Determination of Water-Soluble Vitamins in a Nutritional Drink
AN 1070	UV	Determination of Inositol Phosphates in Dried Distillers Grains and Solubles
AN 20583	UV	Determination of Catechins and Phenolic Acids in Red Wine by Solid Phase Extraction and HPLC
AN 20610	UV	Fast Analysis of Coffee Bean Extracts Using a Solid Core HPLC Column
AN 20663	CAD	Comparative Analysis of Cooking Oils Using a Solid Core HPLC Column
AN 20847	CAD	Analysis of a Sports Beverage for Electrolytes and Sugars Using Multi-Mode Chromatography with Charged Aerosol Detection



## Table of Contents

[Introduction](#)

[Analytical Technologies](#)

[Antifoaming Agents](#)

[Polyethylene Glycol](#)

[Silicone](#)

[Emulsifiers](#)

[Egg Lecithin](#)

[Soy Lecithin](#)

[Hypromellose](#)

[Polysorbate 80](#)

[Stabilizers](#)

[Gum Arabic](#)

[Surfactants](#)

[Spans](#)

[References](#)

# Technical Collateral: HPLC and UHPLC Methods

Product Number	Technique	Title
AN 70158	CAD	Novel Universal Approach for the Measurement of Natural Products in a Variety of Botanicals and Supplements
AN 70277	CAD	Simultaneous Analysis of Glycerides and Fatty Acids in Palm Oil
AU 144	UV	Determination of Hexavalent Chromium in Drinking Water Using Ion Chromatography
AU 170	UV	Fast Determination of Vanillin and its Synthesis Precursor by HPLC
AU 182	CAD	Measuring Lactose in Milk: A Validated Method
AU 184	CAD, UV	Mogroside V Determination by HPLC with Charged Aerosol and UV Detections
CAN 106	UV	Determination of the Punicalagins Found in Pomegranate by High Performance Liquid Chromatography
CAN 111	CAD	Determination of Triterpenes in <i>Centella asiatica</i> (Gotu Kola) by HPLC-CAD
CAN 112	CAD	Determination of Ginsenosides in Panax ginseng by HPLC-CAD
CAN 115	FLD	Clean-Up and Analysis of Aflatoxins and Ochratoxin A in Herbs and Spices
LPN 2062	MS	Profiling Analysis of 15 Prominent Naturally Occurring Phenolic Acids by LC-MS
LPN 2069	FLD	Fast and Effective Determination of Aflatoxins in Grains or Food Using Accelerated Solvent Extraction followed by HPLC
LPN 2421	UV	Achieving Maximum Productivity by Combining UHPLC with Advanced Chromatographic Techniques
LPN 2818	CAD	Analysis of Fat-Soluble Vitamins and Antioxidants in Supplements by RP-HPLC
LPN 2870	FLD	Benefits of High-Speed Wavelength Switching in UHPLC Methods Using Fluorescence Detection
LPN 2930	CAD	Determination of the Composition of Natural Products by HPLC with Charged Aerosol Detection
LPN 2923	CAD	Simple and Direct Analysis of Falcarinol and Other Polyacetylenic Oxylipins in Carrots by Reversed-Phase HPLC and Charged Aerosol Detection
LPN 2931	CAD	Quantification of Underivatized Omega-3 and Omega-6 Fatty Acids in Foods by HPLC CAD
LPN 2932	ECD	A Versatile Detector for the Sensitive and Selective Measurement of Numerous Fat-Soluble Vitamins and Antioxidants in Human Plasma and Plant Extracts
LPN 2934	CAD	Sensitive Analysis of Commonly Used Artificial and Natural Sweeteners Including Stevia and Their Impurities and Degradation Products
LPN 2991	CAD	Evaluation of Methods for the Characterization and Quantification of Polysorbates and Impurities Along with Other Surfactants and Emulsifiers Used in the Food and Pharmaceutical Industries
PN 70026	CAD	Carbohydrate Analysis Using PAD, FLD, CAD and MS Detectors
PN 70037	CAD	Sensitive HPLC Method for Triterpenoid Analysis Using Charged Aerosol Detection with Improved Resolution
PN 70055	CAD	Direct Analysis of Surfactants using HPLC with Charged Aerosol Detection
PN 70138	UV	Rapid Determination of Polyphenol Antioxidants in Green Tea and Cranberry Extract Using Core Shell Columns
PN 70538	CAD	Analysis of Silicone Oils by HPLC-CAD
PN 70540	CAD, ECD	Profiling <i>Hoodia</i> Extracts by HPLC with CAD, ECD, Principal Component Analysis

## Table of Contents

[Introduction](#)

[Analytical Technologies](#)

[Antifoaming Agents](#)

[Polyethylene Glycol](#)

[Silicone](#)

[Emulsifiers](#)

[Egg Lecithin](#)

[Soy Lecithin](#)

[Hypromelose](#)

[Polysorbate 80](#)

[Stabilizers](#)

[Gum Arabic](#)

[Surfactants](#)

[Spans](#)

[References](#)



# References



## Ion Chromatography References



## Technical Collateral: Ion Chromatography Methods

### Table of Contents

[Introduction](#)

[Analytical Technologies](#)

[Antifoaming Agents](#)

[Polyethylene Glycol](#)

[Silicone](#)

[Emulsifiers](#)

[Egg Lecithin](#)

[Soy Lecithin](#)

[Hypromellose](#)

[Polysorbate 80](#)

[Stabilizers](#)

[Gum Arabic](#)

[Surfactants](#)

[Spans](#)

[References](#)

Product Number	Technique	Title
AB 127	IC-PAD	Determination of Carbohydrates in Fruit Juice Using Capillary High-Performance Anion-Exchange Chromatography
AB 135	IC-SC	Determination of Anions and Organic Acids in Brewed Coffee Samples Using Capillary IC
AB 137	IC-SC	Determination of Inorganic and Organic Acids in Apple and Orange Juice Samples Using Capillary IC
AN 25	IC-SC	Determination of Inorganic Ions and Organic Acids in Non-Alcoholic Carbonated Beverages
AN 37	IC-PAD	Determination of Iodide and Iodate in Soy- and Mil-Based Infant Formulas
AN 46	IC-PAD	Ion Chromatography: A Versatile Technique for the Analysis of Beer
AN 54	IC-PAD	Determination of Total and Free Sulfite in Foods and Beverages
AN 67	IC-PAD	Determination of Plant-Derived Neutral Oligo- and Polysaccharides
AN 81	IC-SC	Ion Chromatographic Determination of Oxyhalides and Bromide at Trace Level Concentrations in Drinking Water Using direct Injection
AN 82	IC-PAD	Analysis of Fruit Juice Adulterated with Medium Invert Sugar from Beets
AN 87	IC-PAD	Determination of Sugar Alcohols in Confections and Fruit Juices by High-Performance Anion-Exchange Chromatography with Pulsed Amperometric Detection
AN 101	IC-SC	Trace Level Determination of Bromate in Ozonated Drinking Water Using Ion Chromatography
AN 112	IC-UV	Determination of Nitrate and Nitrite in Meat Using High-Performance Anion-Exchange Chromatography
AN 121	IC-SC	Analysis of Low Concentrations of Perchlorate in Drinking Water and Ground Water by Ion Chromatography
AN 123	IC-SC	Determination of Inorganic Anions and Organic Acids in Fermentation Broths
AN 133	IC-SC	Determination of Inorganic Anions in Drinking Water by Ion Chromatography
AN 136	IC-SC and IC-UV	Determination of Inorganic Oxyhalide Disinfection Byproduct Anions and Bromide in Drinking Water Using Ion Chromatography with the Addition of a Postcolumn Reagent for Trace Bromate Analysis
AN 140	IC-SC	Fast Analysis of Anions in Drinking Water by Ion Chromatography
AN 143	IC-SC	Determination of Organic Acids in Fruit Juices
AN 149	IC-SC	Determination of Chlorite, Bromate, Bromide, and Chlorate in Drinking Water by Ion Chromatography with an On-Line-Generated Postcolumn Reagent for Sub- $\mu\text{g/L}$ Bromate Analysis
AN 150	IC-PAD	Determination of Amino Acids in Cell Cultures and Fermentation Broths
AN 154	IC-SC	Determination of Inorganic Anions in Environmental Waters Using a Hydroxide-Selective Column
AN 155	IC-PAD	Determination of Trans-Galactooligosaccharides in Foods by AOAC Method 2001.02



## Technical Collateral: Ion Chromatography Methods

### Table of Contents

[Introduction](#)

[Analytical Technologies](#)

[Antifoaming Agents](#)

[Polyethylene Glycol](#)

[Silicone](#)

[Emulsifiers](#)

[Egg Lecithin](#)

[Soy Lecithin](#)

[Hypromellose](#)

[Polysorbate 80](#)

[Stabilizers](#)

[Gum Arabic](#)

[Surfactants](#)

[Spans](#)

[References](#)

Product Number	Technique	Title
AN 165	IC-SC	Determination of Benzoate in Liquid Food Products by Reagent-Free Ion Chromatography
AN 167	IC-SC	Determination of Trace Concentrations of Oxyhalides and Bromide in Municipal and Bottled Waters Using a Hydroxide-Selective Column with a Reagent-Free Ion Chromatography System
AN 168	IC-UV	Determination of Trace Concentrations of Disinfection By-Product Anions and Bromide in Drinking Water Using Reagent-Free Ion Chromatography Followed by Postcolumn Addition of Iol-Dianisidine for Trace Bromate Analysis
AN 169	IC-SC	Rapid Determination of Phosphate and Citrate in Carbonated Soft Drinks Using a Reagent-Free Ion Chromatography System
AN 172	IC-SC	Determination of Azide in Aqueous Samples by Ion Chromatography with Suppressed Conductivity Detection
AN 173	IC-PAD	Direct Determination of Cyanide in Drinking Water by Ion Chromatography with Pulsed Amperometric Detection (PAD)
AN 178	IC-SC	Improved Determination of Trace Concentrations of Perchlorate in Drinking Water Using Preconcentration with Two-Dimensional Ion Chromatography and Suppressed Conductivity Detection
AN 182	IC-SC and IC-PAD	Determination of Biogenic Amines in Alcoholic Beverages by Ion Chromatography with Suppressed Conductivity and Integrated Pulsed Amperometric Detections
AN 183	IC-SC and IC-PAD	Determination of Biogenic Amines in Fermented and Non-Fermented Foods Using Ion Chromatography with Suppressed Conductivity and Integrated Pulsed Amperometric Detections
AN 187	IC-SC	Determination of sub- $\mu\text{g/L}$ Bromate in Municipal Waters Using Preconcentration with Two-Dimensional Ion Chromatography and Suppressed Conductivity Detection
AN1 88	IC-PAD	Determination of Glycols and Alcohols in Fermentation Broths Using Ion-Exclusion Chromatography and Pulsed Amperometric Detection
AN 197	IC-PAD	Determination of Glucosamine in Dietary Supplements Using HPAE-PAD
AN 227	ICE-PAD	Determination of Total Cyanide in Municipal Wastewater and Drinking Water Using Ion-Exclusion Chromatography with Pulsed Amperometric Detection (ICE-PAD)
AN 248	IC-PAD	Determination of Lactose in Lactose-Free Milk Products by High-Performance Anion-Exchange Chromatography with Pulsed Amperometric Detection
AN 253	IC-PAD	HPAE-PAD Determination of Infant Formula Sialic Acids
AN 270	IC-PAD	Determination of Hydroxymethylfurfural in Honey and Biomass
AN 273	IC-SC	Determination of Organic Acids in Fruit Juices and Wines by High-Pressure IC
AN 279	IC-SC	Time Savings and Improved Reproducibility of Nitrate and Nitrite Ion Chromatography Determination in Milk Samples
AN 280	IC-PAD	Carbohydrates in Coffee: AOAC Method 995.13 vs a New Fast Ion Chromatography Method
AN 295	IC-SC	Determination of Phytic Acid in Soybeans and Black Sesame Seeds
AN 1007	IC-SC	Determination of Mono-, Di-, and Triphosphates and Citrate in Shrimp by Ion Chromatography





## Technical Collateral: Ion Chromatography Methods

Product Number	Technique	Title
AN 1044	IC-SC	Determination of Anions in Dried Distillers Grains with Solubles
AN 1068	IC-SC	Determination of Organic Acids in Fruit Juices and Wines by High-Pressure IC
AU 132	IC-UV	Determination of Nitrite and Nitrate in drinking Water by Ion Chromatography with Direct UV Detection
AU 144	IC-UV	Determination of Hexavalent Chromium in Drinking Water Using Ion Chromatography
AU 148	IC-SC	Determination of Perchlorate in Drinking Water Using Reagent-Free Ion Chromatography
AU 150	IC-PAD	Determination of Plant-Derived Neutral Oligo- and Polysaccharides Using the CarboPac PA200
AU 151	IC-PAD	Determination of Sucralose in Reduced- Carbohydrate Colas using High-Performance Anion-Exchange Chromatography with Pulsed Amperometric Detection
AU 189	IC-SC	Determination of Choline in Infant Formula and Other Food Samples by IC
LPN 2982	IC-SC	Determination of Inorganic Anions and Organic Acids in Beverages Using a Capillary IC on a Monolith Anion-Exchange Column
PN 70743	IC-SC	Determination of Perchlorate Levels in Food and Soil Samples Using Accelerated Solvent Extraction and Ion Chromatography
TN 20	IC-PAD	Analysis of Carbohydrates by High-Performance Anion-Exchange Chromatography with Pulsed Amperometric Detection (HPAE-PAD)
TN 126	IC-SC	Determination of Organic Acids in Beer Samples Using a High-Pressure Ion Chromatography System
TN 135	IC-PAD	Determinations of Monosaccharides and Disaccharides in Beverages by Capillary HPAE-PAD

### Table of Contents

[Introduction](#)

[Analytical Technologies](#)

[Antifoaming Agents](#)

[Polyethylene Glycol](#)

[Silicone](#)

[Emulsifiers](#)

[Egg Lecithin](#)

[Soy Lecithin](#)

[Hypromellose](#)

[Polysorbate 80](#)

[Stabilizers](#)

[Gum Arabic](#)

[Surfactants](#)

[Spans](#)

[References](#)

## Table of Contents

[Introduction](#)

[Analytical Technologies](#)

[Antifoaming Agents](#)

[Polyethylene Glycol](#)

[Silicone](#)

[Emulsifiers](#)

[Egg Lecithin](#)

[Soy Lecithin](#)

[Hypromellose](#)

[Polysorbate 80](#)

[Stabilizers](#)

[Gum Arabic](#)

[Surfactants](#)

[Spans](#)

[References](#)



# References



## Sample Preparation References



## Table of Contents

[Introduction](#)

[Analytical Technologies](#)

[Antifoaming Agents](#)

[Polyethylene Glycol](#)

[Silicone](#)

[Emulsifiers](#)

[Egg Lecithin](#)

[Soy Lecithin](#)

[Hypromelose](#)

[Polysorbate 80](#)

[Stabilizers](#)

[Gum Arabic](#)

[Surfactants](#)

[Spans](#)

[References](#)

# Peer Reviewed Journals: Sample Preparation Methods

Title	Authors	Publication	Publication Date
<a href="#">Accelerated, microwave-assisted, and conventional solvent extraction methods affect anthocyanin composition from colored grains</a>	Abdel-Aal el-SM; Akhtar, H.; Rabalski, I.; Bryan, M.	<i>J. Food Sci.</i> 79 (2), C138–46	2014 Feb
<a href="#">Multiresidue method for the analysis of pesticide residues in fruits and vegetables by accelerated solvent extraction and capillary gas chromatography</a>	Adou, K.; Bontoyan, W. R.; Sweeney, P. J.	<i>J. Agric. Food Chem.</i> 49 (9), 4153–4160	2001 Sep
<a href="#">The development of an optimized sample preparation for trace level detection of 17<math>\alpha</math>-ethinylestradiol and estrone in whole fish tissue</a>	Al-Ansari, A. M.; Saleem, A.; Kimpe, L. E.; Trudeau, V. L.; Blais, J. M.	<i>J. Chromatogr. B Analyt. Technol. Biomed. Life Sci.</i> 879 (30), 3649–52	2011 Nov
<a href="#">Determination of polyphenolic profiles of basque cider apple varieties using accelerated solvent extraction</a>	Alonso-Salces, R. M.; Korta, E.; Barranco, A.; Berrueta, L.A.; Gallo, B.; Vicent, F.	<i>J. Agric. Food Chem.</i> 49 (8), 3761–376	2001
<a href="#">Pressurized liquid extraction for the determination of polyphenols in apple</a>	Alonso-Salces, R. M.; Korta, E.; Barranco, A.; Berrueta, L. A.; Gallo, B.; Vicente, F.;	<i>J. Chromatogr., A.</i> 933 (1–2), 37–43	2001 Nov
<a href="#">Methods for extraction and determination of phenolic acids in medicinal plants: a review</a>	Arceusz, A.; Wesolowski, M.; Konieczynski, P.	<i>Nat. Prod. Commun.</i> 8 (12), 1821–9	2013 Dec
<a href="#">Study of an accelerated solvent extraction procedure for the determination of acaricide residues in honey by high-performance liquid chromatography-diode array detector</a>	Bakkali, A.; Korta, E.; Berrueta, L. A.	<i>J. Food Protection</i> 65 (1), 161–166	2002
<a href="#">Pressurized liquid extraction of medicinal plants</a>	Benthin, B.; Danz, H.; Hamburger, M.	<i>J. Chromatogr., A.</i> 837 (1-2), 211–9	1999 Apr
<a href="#">Comparison of the chemical composition of extracts from <i>Scutellaria lateriflora</i> using accelerated solvent extraction and supercritical fluid extraction versus standard hot water or 70% ethanol extraction</a>	Bergeron, C.; Gafner, S.; Clausen, E.; Carrier, D. J.	<i>J. Agric. Food Chem.</i> 53 (8), 3076–80	2005 Apr
<a href="#">Polybrominated diphenyl ethers (PBDEs) in Mediterranean mussels (<i>Mytilus gallo-provincialis</i>) from selected Apulia coastal sites evaluated by GC-HRMS</a>	Bianco, G.; Novario, G.; Anzilotta, G.; Palma, A.; Mangone, A.; Cataldi, T. R.	<i>J. Mass Spectrom.</i> 45 (9), 1046–55	2010 Sep
<a href="#">Free and bound phenolic compounds in barley (<i>Hordeum vulgare</i> L.) flours. evaluation of the extraction capability of different solvent mixtures and pressurized liquid methods by micellar electrokinetic chromatography and spectrophotometry</a>	Bonoli, M.; Marconi, E.; Caboni, M. F.	<i>J. Chromatogr., A.</i> 19; 1057 (1-2), 1–12	2004 Nov
<a href="#">Pressurized liquid extraction of lipids for the determination of oxysterols in egg-containing food</a>	Boselli, E.; Velazco, V.; Caboni, M. F.; Lercker, G.	<i>J. Chromatogr., A.</i> 11; 917 (1-2), 239–44	2001 May
<a href="#">Optimisation of accelerated solvent extraction of cocaine and benzoylecgonine from coca leaves</a>	Brachet, A.; Rudaz, S.; Mateus, L.; Christen, P.; Veuthey, J-L.	<i>J. Sep. Sci.</i> 24 (10-11), 865–873	2001 Nov



## Peer Reviewed Journals: Sample Preparation Methods

### Table of Contents

[Introduction](#)

[Analytical Technologies](#)

[Antifoaming Agents](#)

[Polyethylene Glycol](#)

[Silicone](#)

[Emulsifiers](#)

[Egg Lecithin](#)

[Soy Lecithin](#)

[Hypromellose](#)

[Polysorbate 80](#)

[Stabilizers](#)

[Gum Arabic](#)

[Surfactants](#)

[Spans](#)

[References](#)

Title	Authors	Publication	Publication Date
<a href="#">Multi-residue determination of 130 multiclass pesticides in fruits and vegetables by gas chromatography coupled to triple quadrupole tandem mass spectrometry</a>	Cervera, M.I.; Medina, C.; Portolés, T.; Pitarch, E.; Beltrán, J.; Serrahima, E.; Pineda, L.; Muñoz, G.; Centrich, F.; Hernández, F.	<i>Anal. Bioanal. Chem.</i> 397 (7), 2873–91	2010 Aug
<a href="#">Influence of extraction methodologies on the analysis of five major volatile aromatic compounds of citronella grass (<i>Cymbopogon nardus</i>) and lemongrass (<i>Cymbopogon citratus</i>) grown in Thailand</a>	Chanthai, S.; Prachakoll, S.; Ruangviriyachai, C.; Luthria, D. L.	<i>J. AOAC Int.</i> 95 (3), 763–72	2012 May-Jun
<a href="#">Accelerated solvent extraction of vitamin K<sub>1</sub> in medical foods in conjunction with matrix solid-phase dispersion</a>	Chase, G. W.; Thompson, B.	<i>J. AOAC Int.</i> 83 (2), 407–10	2000
<a href="#">Development of a liquid chromatography-tandem mass spectrometry with pressurized liquid extraction method for the determination of benzimidazole residues in edible tissues</a>	Chen, D.; Tao, Y.; Zhang, H.; Pan, Y.; Liu, Z.; Huang, L.; Wang, Y.; Peng, D.; Wang, X.; Dai, M.; Yuan, Z.	<i>J. Chromatogr. B Analyt. Technol. Biomed. Life Sci.</i> 879 (19), 1659–67	2011 Jun
<a href="#">Determination of 88 pesticide residues in tea using gas chromatography-tandem mass spectrometry</a>	Chen, H.; Liu, X.; Wang, Q.; Jiang, Y.	<i>Se Pu.</i> 29 (5), 409–16	2011 May
<a href="#">Optimization of accelerated solvent extraction for the determination of chlorinated pesticides from animal feed</a>	Chen, S.; Gfrerer, M.; Lankmayr, E.; Quan, X.; Yang, F.	<i>Chromatographia</i> 58, 631–636	2003
<a href="#">Uptake of oxytetracycline, sulfamethoxazole and ketoconazole from fertilised soils by plants</a>	Chitescu, C. L.; Nicolau, A. I.; Stolker, A. A.	<i>Food Addit. Contam. Part A Chem. Anal. Control Expo. Risk Assess.</i> 30 (6), 1138–46	2013
<a href="#">Ultrasonic or accelerated solvent extraction followed by U-HPLC-high mass accuracy MS for screening of pharmaceuticals and fungicides in soil and plant samples</a>	Chitescu, C. L.; Oosterink, E.; de Jong, J.; Stolker, A. A.	<i>Talanta</i> 2012; 88, 653–62	2011 Jan
<a href="#">Evaluation of analytical methods for determining pesticides in baby foods and adult duplicate-diet samples</a>	Chuang, J. C.; Hart, K.; Chang, J. S.; Boman, L. E.; Van Emon, J. M.; Reed, A. W.	<i>Anal. Chim. Acta.</i> 444 (1), 87–95	2001 Oct
<a href="#">Comparison of extraction techniques and modeling of accelerated solvent extraction for the authentication of natural vanilla flavors</a>	Cicchetti, E.; Chaintreau, A.	<i>J. Sep. Sci.</i> 32 (11), 1957–64	2009 Jun
<a href="#">Development of a fast and convenient method for the isolation of triterpene saponins from <i>Actaea racemosa</i> by high-speed countercurrent chromatography coupled with evaporative light scattering detection</a>	Cicek, S. S.; Schwaiger, S.; Ellmerer, E. P.; Stuppner, H.	<i>Planta. Med.</i> 76 (5), 467–73	2010 Mar
<a href="#">Extraction of bitter acids from hops and hop products using pressurized solvent extraction (PSE)</a>	Culík, J.; Jurková, M.; Horák, T.; Cejka, P.; Kellner, V.; Dvorák, J.; Karásek, P.; Roth, M.	<i>J. Inst. Brew.</i> 115 (3), 220–225	2009
<a href="#">Comparison of methods for extraction of flavanones and xanthenes from the root bark of the osage orange tree using liquid chromatography</a>	da Costa, C. T.; Margolis, S. A.; Benner, Jr. B.A.; Horton, D.	<i>J. Chromatogr., A.</i> 831 (2), 167–178	1999 Jan
<a href="#">Pressurized liquid extraction prior to liquid chromatography with electrochemical detection for the analysis of vitamin E isomers in seeds and nuts</a>	Delgado-Zamarreño, M. M.; Bustamante-Rangel, M.; Sánchez-Pérez, A.; Carabias-Martínez, R.	<i>J. Chromatogr., A.</i> 12; 1056 (1-2), 249–52	2004 Nov



## Table of Contents

[Introduction](#)

[Analytical Technologies](#)

[Antifoaming Agents](#)

[Polyethylene Glycol](#)

[Silicone](#)

[Emulsifiers](#)

[Egg Lecithin](#)

[Soy Lecithin](#)

[Hypromelose](#)

[Polysorbate 80](#)

[Stabilizers](#)

[Gum Arabic](#)

[Surfactants](#)

[Spans](#)

[References](#)

# Peer Reviewed Journals: Sample Preparation Methods

Title	Authors	Publication	Publication Date
<a href="#">Pressurized fluid extraction of carotenoids from <i>Haematococcus pluvialis</i> and <i>Dunaliella salina</i> and kavalactones from <i>Piper methysticum</i></a>	Denery, J. R.; Dragull, K.; Tang, C. S.; Li, Q. X.	<i>Anal. Chim. Acta.</i> 501 (2), 175–181	2004 Jan
<a href="#">Development and comparison of two multiresidue methods for the analysis of 17 mycotoxins in cereals by liquid chromatography electrospray ionization tandem mass spectrometry</a>	Desmarchelier, A.; Oberson, J. M.; Tella, P.; Gremaud, E.; Seefelder, W.; Mottier, P.	<i>J. Agric. Food Chem.</i> 58 (13), 7510–9	2010 Jul
<a href="#">Identification, extraction and quantification of the synthetic cannabinoid JWH-018 from commercially available herbal marijuana alternatives</a>	Dunham, S. J.; Hooker, P. D.; Hyde, R. M.	<i>Forensic Sci. Int.</i> 223 (1-3), 241–4	2012 Nov
<a href="#">Evaluation of polyphenol contents in differently processed apricots using accelerated solvent extraction followed by high-performance liquid chromatography-diode array detector</a>	Erdogan, S.; Erdemoglu, S.	<i>Int. J. Food Sci. Nutr.</i> 62 (7), 729–39	2011 Nov
<a href="#">Determination of 2,4,6-trichloroanisole and guaiacol in cork stoppers by pressurised fluid extraction and gas chromatography–mass spectrometry</a>	Ezquerro, Ó.; Garrido-López, Á.; Tena, M. T.	<i>J. Chromatogr., A.</i> 1102 (12), 18–24	2006 Jan
<a href="#">Multiwalled carbon nanotubes as matrix solid-phase dispersion extraction absorbents to determine 31 pesticides in agriculture samples by gas chromatography-mass spectrometry</a>	Fang, G.; Min, G.; He, J.; Zhang, C.; Qian, K.; Wang, S.	<i>J. Agric. Food Chem.</i> 57 (8), 3040–5	2009 Apr
<a href="#">High-anthocyanin strawberries through cultivar selection</a>	Fredericks, C. H.; Fanning, K. J.; Gidley, M. J.; Netzel, G.; Zabar, D.; Herrington, M.; Netzel, M.	<i>J. Sci. Food Agric.</i> 93 (4), 846–52	2013 Mar
<a href="#">Optimal extraction and fingerprint analysis of <i>Cnidii fructus</i> by accelerated solvent extraction and high performance liquid chromatographic analysis with photodiode array and mass spectrometry detections</a>	Gao, F.; Hu, Y.; Ye, X.; Li, J.; Chen, Z.; Fan, G.	<i>Food Chem.</i> 141 (3), 1962–71	2013 Dec
<a href="#">Simultaneous analysis of seven alkaloids in <i>Coptis-evodia</i> herb couple and Zuojin pill by UPLC with accelerated solvent extraction</a>	Gao, X.; Yang, X. W.; Marriott, P. J.	<i>J. Sep. Sci.</i> 33 (17-18), 2714–22	2010 Sep
<a href="#">Determination of chromones in <i>Dysophylla stellata</i> by HPLC: method development, validation and comparison of different extraction methods</a>	Gautam, R.; Srivastava, A.; Jachak, S. M.	<i>Nat. Prod. Commun.</i> 5 (4), 555–8	2010 Apr
<a href="#">Comparison of different extraction techniques for the determination of chlorinated pesticides in animal feed</a>	Gfrerer, M.; Chen, S.; Lankmayr, E.; Xie, Q.; Yang, F.	<i>Anal. Bioanal. Chem.</i> 378 (7), 1861–1867	2004
<a href="#">Speciation analysis of selenium compounds in yeasts using pressurised liquid extraction and liquid chromatography–microwave-assisted digestion–hydride generation–atomic fluorescence spectrometry</a>	Gómez-Ariza, J. L.; Caro de la Torre, M. A.; Giráldez, I.; Morales, E.	<i>Anal. Chim. Acta.</i> 524, (1–2), 305–314	2004 Oct





## Table of Contents

[Introduction](#)

[Analytical Technologies](#)

[Antifoaming Agents](#)

[Polyethylene Glycol](#)

[Silicone](#)

[Emulsifiers](#)

[Egg Lecithin](#)

[Soy Lecithin](#)

[Hypromelose](#)

[Polysorbate 80](#)

[Stabilizers](#)

[Gum Arabic](#)

[Surfactants](#)

[Spans](#)

[References](#)

## Peer Reviewed Journals: Sample Preparation Methods

Title	Authors	Publication	Publication Date
<a href="#">Multianalysis of 35 mycotoxins in traditional Chinese medicines by ultra-high-performance liquid chromatography-tandem mass spectrometry coupled with accelerated solvent extraction</a>	Han, Z.; Ren Y.; Zhu, J.; Cai, Z.; Chen, Y.; Luan, L.; Wu, Y.	<i>J. Agric. Food Chem.</i> 60 (33), 8233-47.	2012 Aug
<a href="#">Pressurized liquid extraction-capillary electrophoresis-mass spectrometry for the analysis of polar antioxidants in rosemary extracts</a>	Herrero, M.; Arráez-Román, D.; Segura A.; Kennler, E.; Gius, B.; Raggid, M. A.; Ibáñez, E.; Cifuentes, A.	<i>J. Chromatogr., A</i> 1084 (1-2), 54-62.	2005 Aug
<a href="#">Accelerated solvent extraction of alkylresorcinols in food products containing uncooked and cooked wheat</a>	Holt, M D.; Moreau, R A.; DerMarderosian, A.; McKeown, N.; Jacques, P. F.	<i>J. Agric. Food Chem.</i> 60 (19), 4799-802	2012 May
<a href="#">Application of response surface methodology to optimize pressurized liquid extraction of antioxidant compounds from sage (<i>Salvia officinalis</i> L.), basil (<i>Ocimum basilicum</i> L.) and thyme (<i>Thymus vulgaris</i> L.)</a>	Hossain, M. B.; Brunton, N. P.; Martin-Diana, A. B.; Barry-Ryan, C.	<i>Food Funct.</i> 1(3), 269-77	2010 Dec
<a href="#">A review of modern sample-preparation techniques for the extraction and analysis of medicinal plants</a>	Huie, C. W.	<i>Anal. Bioanal. Chem.</i> 373 (1-2), 23-30.	2002 May
<a href="#">Polychlorinated dioxins, furans, and biphenyls, and polybrominated diphenyl ethers in a U.S. meat market basket and estimates of dietary intake</a>	Huwe, J. K.; Larsen, G. L.	<i>Environ. Sci. Technol.</i> 39 (15), 5606-5611	2005
<a href="#">Study of the effect of sample preparation and cooking on the selenium speciation of selenized potatoes by HPLC with ICP-MS and electrospray ionization MS/MS</a>	Infante, H. G.; Borrego, A. A.; Peachey, E.; Hearn, R.; O'Connor, G.; Barrera, T G.; Ariza, J. L.	<i>J. Agric. Food Chem.</i> 57(1), 38-45.	2009 Jan
<a href="#">Pentacyclic triterpene distribution in various plants – rich sources for a new group of multi-potent plant extracts</a>	Jäger, S.; Trojan, H.; Kopp, T.; Laszczyk, M. N.; Scheffler, A.	<i>Molecules.</i> 14 (6), 2016-31.	2009 Jun
<a href="#">Comprehensive multiresidue method for the simultaneous determination of 74 pesticides and metabolites in traditional Chinese herbal medicines by accelerated solvent extraction with high-performance liquid chromatography/tandem mass spectrometry</a>	Jia, Z.; Mao, X.; Chen, K.; Wang, K.; Ji S.	<i>J. AOAC Int.</i> ; 93( 5), 1570-88.	2010 Sep-Oct
<a href="#">Gas chromatography-mass spectrometry (GC-MS) method for the determination of 16 European priority polycyclic aromatic hydrocarbons in smoked meat products and edible oils</a>	Jira, W.; Ziegenhals, K.; Speer, K.	<i>Food Addit. Contam. Part A Chem. Anal. Control Expo. Risk Assess.</i> 25 (6), 704-13.	2008 Jun
<a href="#">Assessing pressurized liquid extraction for the high-throughput extraction of marine-sponge-derived natural products</a>	Johnson, T. A.; Morgan, M. V.; Aratow, N. A.; Estee, S. A.; Sashidhara, K. V.; Loveridge, S. T.; Segraves, N L.; Crews, P.	<i>J. Nat. Prod.</i> 73 (3), 359-64.	2010 Mar
<a href="#">Lipophilic stinging nettle extracts possess potent anti-inflammatory activity, are not cytotoxic and may be superior to traditional tinctures for treating inflammatory disorders</a>	Johnson, T. A.; Sohn, J.; Inman, W. D.; Bjeldanes, L. F.; Rayburn, K.	<i>Phytomedicine</i> 20(2), 143-7.	2013 Jan
<a href="#">Effects of solvent and temperature on pressurized liquid extraction of anthocyanins and total phenolics from dried red grape skin</a>	Ju Z. Y.; Howard, L. R.	<i>J. Agric. Food Chem.</i> 51 (18), 5207-13.	2003 Aug



## Peer Reviewed Journals: Sample Preparation Methods

### Table of Contents

[Introduction](#)

[Analytical Technologies](#)

[Antifoaming Agents](#)

[Polyethylene Glycol](#)

[Silicone](#)

[Emulsifiers](#)

[Egg Lecithin](#)

[Soy Lecithin](#)

[Hypromelose](#)

[Polysorbate 80](#)

[Stabilizers](#)

[Gum Arabic](#)

[Surfactants](#)

[Spans](#)

[References](#)

Title	Authors	Publication	Publication Date
<a href="#">Accelerated solvent extraction of ochratoxin A from rice samples</a>	Juan, C.; González, L.; Soriano, J. M.; Moltó, J. C.; Mañes, J.	<i>J. Agric. Food Chem.</i> 53 (24), 9348–9351	2005
<a href="#">Accelerated solvent extraction of paclitaxel and related compounds from the bark of <i>Taxus cuspidate</i></a>	Kawamura, F.; Kikuchi, Y.; Ohira, T.; Yatagai, M.	<i>J. Nat. Prod.</i> 62 (2), 244–7.	1999 Feb
<a href="#">Determination of polybromodiphenyl ethers (PBDEs) in milk cream by gas chromatography-mass spectrometry</a>	Kinani, S.; Bouchonnet, S.; Abjean, J.; Campargue, C.	<i>Food Addit. Contam. Part A Chem. Anal. Control Expo. Risk Assess.</i> 25 (8), 1007–14	2008 Aug
<a href="#">Determination of isoflavones in soy bits by fast column high-performance liquid chromatography coupled with UV-visible diode-array detection</a>	Klejduš, B.; Mikelová, R.; Petřlová, J.; Potešil, D.; Adam, V.; Stiborová, J.; Hodek, P.; Vacek, J.; Kizek, R.; Kubán, V.	<i>J. Chromatogr., A.</i> 1084 (1–2), 19, 71–79	2005 Aug
<a href="#">Accelerated solvent extraction of lignin from <i>Aleurites moluccana</i> (candlenut) nutshells</a>	Klein, A. P.; Beach, E. S.; Emerson, J. W.; Zimmerman, J. B.	<i>J. Agric. Food Chem.</i> 58 (18), 10045–8	2010 Sep
<a href="#">Application of TLC method with video scanning in estimation of daily dietary intake of specific flavonoids – preliminary studies</a>	Koch, W.; Kukuła-Koch, W.; Marzec, Z.; Marc, D.	<i>Acta Pol. Pharm.</i> 70 (4), 611–20	2013 Jul-Aug
<a href="#">Evaluation of a fibrous cellulose drying agent in supercritical fluid extraction and pressurized liquid extraction of diverse pesticides</a>	Lehotay, S. J.; Lee, C. H.	<i>J. Chromatogr., A.</i> 785 (1–2), 313–27	1997 Oct
<a href="#">Application of accelerated solvent extraction to the investigation of saikosaponins from the roots of <i>Bupleurum falcatum</i></a>	Li, W.; Liu, Z.; Wang, Z.; Chen, L.; Sun, Y.; Hou, J.; Zheng, Y.	<i>J. Sep. Sci.</i> 33 (12), 1870–6	2010 Jun
<a href="#">Applicability of accelerated solvent extraction for synthetic colorants analysis in meat products with ultrahigh performance liquid chromatography-photodiode array detection</a>	Liao, Q. G.; Li, W. H.; Luo, L. G.	<i>Anal. Chim. Acta.</i> 716, 128–32	2012 Feb
<a href="#">Extraction, isolation, and purification of analytes from samples of marine origin – a multivariate task</a>	Liguori, L.; Bjørsvik, H. R.	<i>J. Chromatogr. B Analyt. Technol. Biomed. Life Sci.</i> 910, 46–53	2012 Dec
<a href="#">Investigation on levels of polybrominated diphenyl ethers in retail fish and egg products in Shenzhen</a>	Liu, B.; Zhang, L. S.; Zhang, J. Q.; Jiang, Y. S.; Zhou, J.; Huang, H. Y.	<i>Zhonghua Yu Fang Yi Xue Za Zhi.</i> 45 (12), 1068–72	2011 Dec
<a href="#">Characterization of secondary volatile profiles in <i>Nigella sativa</i> seeds from two different origins using accelerated solvent extraction and gas chromatography-mass spectrometry</a>	Liu, X.; Abd El-Aty, A. M.; Cho, S. K.; Yang, A.; Park, J. H.; Shim, J. H.	<i>Biomed. Chromatogr.</i> 26 (10), 1157–62	2012 Oct
<a href="#">Accelerated solvent extraction of monacolin K from red yeast rice and purification by high-speed counter-current chromatography</a>	Liu, Y.; Guo, X.; Duan, W.; Wang, X.; Du, J.	<i>J. Chromatogr. B Analyt. Technol. Biomed. Life Sci.</i> 878 (28), 2881–5	2010 Oct
<a href="#">Multiresidue determination of organophosphorus pesticides in ginkgo leaves by accelerated solvent extraction and gas chromatography with flame photometric detection</a>	Lu, Y.; Yi, X.	<i>J. AOAC Int.</i> 88 (3), 729–735	2005



## Table of Contents

[Introduction](#)

[Analytical Technologies](#)

[Antifoaming Agents](#)

[Polyethylene Glycol](#)

[Silicone](#)

[Emulsifiers](#)

[Egg Lecithin](#)

[Soy Lecithin](#)

[Hypromelose](#)

[Polysorbate 80](#)

[Stabilizers](#)

[Gum Arabic](#)

[Surfactants](#)

[Spans](#)

[References](#)

# Peer Reviewed Journals: Sample Preparation Methods

Title	Authors	Publication	Publication Date
<a href="#">Influence of sample preparation on assay of phenolic acids from eggplant</a>	Luthria, DL.; Mukhopadhyay, S.	<i>J. Agric. Food Chem.</i> 54 (1), 41–47	2006
<a href="#">Pressurised solvent extraction for organotin speciation in vegetable matrices</a>	Marcic, C.; Lespe, s G.; Potin-Gautier, M.	<i>Anal. Bioanal. Chem.</i> 382 (7), 1574–83	2005 Aug
<a href="#">Comparison of different methods for the determination of the oil content in oilseeds</a>	Matthäus, B.; Brühl, L.	<i>J. AOCS</i> 78 95–102.	2001 Jan
<a href="#">A comparison of automated and traditional methods for the extraction of arsenicals from fish</a>	McKiernan, J. W.; Creed, J. T.; Brockhoff, C. A.; Caruso, J. A.; Lorenzana, R. M.	<i>J. Anal. At. Spectrom.</i> 14, 607–613	1999
<a href="#">Subcritical solvent extraction of anthocyanins from dried red grape pomace</a>	Monrad, J. K.; Howard, L. R.; King, J.; Srinivas, K.; Mauromoustakos, A.	<i>J. Agric. Food Chem.</i> 58 (5), 2862–8	2010 Mar
<a href="#">Subcritical solvent extraction of procyanidins from dried red grape pomace</a>	Monrad, J. K.; Howard, L. R.; King, J. W.; Srinivas, K.; Mauromoustakos, A.	<i>J. Agric. Food Chem.</i> 58 (7), 4014–21	2010 Apr
<a href="#">Pressurized liquid extraction of polar and nonpolar lipids in corn and oats with hexane, methylene chloride, isopropanol, and ethanol</a>	Moreau, R. A.; Powell, M. J.; Singh, V.	<i>J. Oil Fat Industr.</i> 80 (11), 1063–1067	2003 Jan
<a href="#">Accelerated solvent extraction for natural products isolation</a>	Mottaleb, M. A.; Sarker, S. D.	<i>Methods Mol. Biol.</i> 864, 75–87	2012
<a href="#">Optimization of extraction process for phenolic acids from black cohosh (<i>Cimicifuga racemosa</i>) by pressurized liquid extraction</a>	Mukhopadhyay, S.; Luthria, D. L.; Robbins, R. J.	<i>J. Sci. Food Agric.</i> 86 (1), 156–162, 15	2006 Jan
<a href="#">Anxiolytic activity of a supercritical carbon dioxide extract of <i>Souroubea sympetala</i> (Marcgraviaceae)</a>	Mullally, M.; Kramp, K.; Cayer, C.; Saleem, A.; Ahmed, F; McRae, C.; Baker, J.; Goulah, A.; Otorola, M.; Sanchez, P.; Garcia, M.; Poveda, L.; Merali, Z.; Durst, T.; Trudeau, V. L.; Arnason, J. T.	<i>Phytother. Res.</i> 25 (2), 264–70	2011 Feb
<a href="#">On-line clean-up of pressurized liquid extracts for the determination of polychlorinated biphenyls in feedingstuffs and food matrices using gas chromatography–mass spectrometry</a>	Müller, A.; Björklund, E.; von Holst, C.	<i>J. Chromatogr., A.</i> 925 (1–2), 197–205	2001 Aug
<a href="#">Analysis of multiple herbicides in soybeans using pressurized liquid extraction and capillary electrophoresis</a>	Nemoto, S.; Lehotay, S. J.	<i>J. Agric. Food Chem.</i> ; 46 (6), 2190–2199	1998
<a href="#">Comparison of sample preparation methods, validation of an UPLC-MS/MS procedure for the quantification of tetrodotoxin present in marine gastropods and analysis of pufferfish</a>	Nzoughet, J. K.; Campbell, K.; Barnes, P.; Cooper, K. M.; Chevallier, O. P; Elliott, C. T.	<i>Food Chem.</i> 15; 136 (3-4), 1584–9	2013 Feb
<a href="#">Multiresidue analysis of pesticides in vegetables and fruits using two-layered column with graphitized carbon and water absorbent polymer</a>	Obana, H.; Akutsu, K.; Okihashi, M.; Hori, S.	<i>The Analyst</i> 123, 711–714	1998
<a href="#">Analysis of 2-alkylcyclobutanones with accelerated solvent extraction to detect irradiated meat and fish</a>	Obana, H.; Furuta, M.; Tanaka, Y.	<i>J. Agric. Food Chem.</i> 53 (17), 6603–8	2005 Aug



## Table of Contents

[Introduction](#)

[Analytical Technologies](#)

[Antifoaming Agents](#)

[Polyethylene Glycol](#)

[Silicone](#)

[Emulsifiers](#)

[Egg Lecithin](#)

[Soy Lecithin](#)

[Hypromelose](#)

[Polysorbate 80](#)

[Stabilizers](#)

[Gum Arabic](#)

[Surfactants](#)

[Spans](#)

[References](#)

# Peer Reviewed Journals: Sample Preparation Methods

Title	Authors	Publication	Publication Date
<a href="#">Determination of organophosphorus pesticides in foods using an accelerated solvent extraction system</a>	Obana, H.; Kikuchi, K.; Okihashi, M.; Hori, S.	<i>Analyst</i> 122 (3), 217–20	1997 Mar
<a href="#">Pressurized hot water extraction of berberine, baicalin and glycyrrhizin in medicinal plants</a>	Ong, E. S.; Shea Mei, L.	<i>Anal. Chim. Acta.</i> 482 (1), 81–89	2003 Apr
<a href="#">Pressurized liquid extraction of berberine and aristolochic acids in medicinal plants</a>	Ong E. S.; Woo S. O.; Yong, Y. K.	<i>J. Chromatogr., A.</i> 904 (1), 57–6422	2000 Dec
<a href="#">Rapid determination of pesticide multiresidues in vegetables and fruits by accelerated solvent extraction coupled with online gel permeation chromatography-gas chromatography-mass spectrometry</a>	Ouyang, Y.; Tang, H.; Wu, Y.; Li, G.	<i>Se Pu.</i> 30(7), 654–9	2012 Jul
<a href="#">Determination of zearalenone from wheat and corn by pressurized liquid extraction and liquid chromatography-electrospray mass spectrometry</a>	Pallaroni, L.; von Holst, C.	<i>J. Chromatogr., A.</i> 993, 39–45	2003
<a href="#">Development of an extraction method for the determination of zearalenone in corn using less organic solvents</a>	Pallaroni, L.; von Holst, C.	<i>J. Chromatogr., A.</i> 5 1055 (1-2), 247–9	2004 Nov
<a href="#">Stability of phenolic compounds during extraction with superheated solvents</a>	Palma, M.; Piñeiro, Z.; Barroso, C. G.	<i>J. Chromatogr., A.</i> 6 921 (2), 169–74	2001 Jul
<a href="#">Extraction and analysis of trace amounts of cyclonite (RDX) and its nitroso-metabolites in animal liver tissue using gas chromatography with electron capture detection (GC-ECD)</a>	Pan, X.; Zhang, B.; Cobb, G. P.	<i>Talanta</i> 67 (4), 816–23	2005 Oct
<a href="#">Simultaneous determination of 405 pesticide residues in grain by accelerated solvent extraction then gas chromatography-mass spectrometry or liquid chromatography-tandem mass spectrometry</a>	Pang, G.; Liu, Y.; Fan, C.; Zhang, J.; Cao, Y.; Li, X.; Li, Z.; Wu, Y.; Guo, T.	<i>Anal. Bioanal. Chem.</i> 384, 1366–1408	2006 Mar
<a href="#">Automated sample preparation by pressurized liquid extraction-solid-phase extraction for the liquid chromatographic-mass spectrometric investigation of polyphenols in the brewing process</a>	Papagiannopoulos, M.; Mellenthin, A.	<i>J. Chromatogr., A.</i> 8 976 (1-2), 345–8	2002 Nov
<a href="#">Online coupling of pressurized liquid extraction, solid-phase extraction and high-performance liquid chromatography for automated analysis of proanthocyanidins in malt</a>	Papagiannopoulos, M.; Zimmermann, B.; Mellenthin, A.; Krappe, M.; Maio, G.; Galensa, R.	<i>J. Chromatogr., A.</i> 7 958 (1-2), 9–16	2002 Jun
<a href="#">Simultaneous determination of 13 quinolones from feeds using accelerated solvent extraction and liquid chromatography</a>	Pecorelli, I.; Galarini, R.; Bibi, R.; Floridi, A. I.; Casciarri, E.; Floridi, A.	<i>Anal. Chim. Acta.</i> 483 (1-2), 81–89	2003 April
<a href="#">Comparison of soxhlet, ultrasound-assisted and pressurized liquid extraction of terpenes, fatty acids and Vitamin E from <i>Piper gaudichaudianum</i> Kunth</a>	Péres, V. F.; Saffi, J.; Melecchi, M. I.; Abad, F. C.; de Assis Jacques, R.; Martinez, M. M.; Oliveira, E. C.; Caramão, E. B.	<i>J. Chromatogr., A.</i> 1105 (1-2), 115–8	2006 Feb
<a href="#">Pressurised fluid extraction (PFE) as an alternative general method for the determination of pesticide residues in rape seed</a>	Pihlström, T.; Isaac, G.; Waldebäck, M.; Osterdahl, B. G.; Markides, K. E.	<i>Analyst</i> 127 (4), 554–9	2002 Apr
<a href="#">Determination of catechins by means of extraction with pressurized liquids</a>	Piñeiro, Z.; Palma, M.; Barroso C. G.	<i>J. Chromatogr., A.</i> 13 1026 (1-2), 19–23.	2004 Feb





## Table of Contents

[Introduction](#)

[Analytical Technologies](#)

[Antifoaming Agents](#)

[Polyethylene Glycol](#)

[Silicone](#)

[Emulsifiers](#)

[Egg Lecithin](#)

[Soy Lecithin](#)

[Hypromelose](#)

[Polysorbate 80](#)

[Stabilizers](#)

[Gum Arabic](#)

[Surfactants](#)

[Spans](#)

[References](#)

## Peer Reviewed Journals: Sample Preparation Methods

Title	Authors	Publication	Publication Date
<a href="#">An improved clean-up strategy for simultaneous analysis of polychlorinated dibenzo-p-dioxins (PCDD), polychlorinated dibenzofurans (PCDF), and polychlorinated biphenyls (PCB) in fatty food samples</a>	Pirard, C.; Focant, J. F.; De, P. E.	<i>Anal. Bioanal. Chem.</i> 372 ( 2), 373–81.	2002 Jan
<a href="#">Extraction of polar and hydrophobic pollutants using accelerated solvent extraction (ASE)</a>	Pörschmann, J., Plugge, J.	<i>Fresen. J. Anal. Chem.</i> 364 (7), 643–645	1999
<a href="#">Quantification of the total amount of artemisinin in leaf samples by thin layer chromatography</a>	Quennoz, M.; Bastian, C.; Simonnet, X.; Grogg, A. F.	<i>Chimia (Aarau)</i> 64 (10), 755–7.	2010
<a href="#">Determination of fat in dairy products using pressurized solvent extraction</a>	Richardson, R. K.	<i>J. AOAC Int.</i> 84 (5), 1522–1533	2001
<a href="#">Influence of altitudinal variation on the content of phenolic compounds in wild populations of <i>Calluna vulgaris</i>, <i>Sambucus nigra</i>, and <i>Vaccinium myrtillus</i></a>	Rieger, G.; Müller, M.; Guttenberger, H.; Bucar, F.	<i>J. Agric. Food Chem.</i> 56 (19), 9080–6.	2008 Oct
<a href="#">Pressurized liquid extraction of isoflavones from soybeans</a>	Rostagno, M. A.; Palma, M.; Barroso, C. G.	<i>Anal. Chim. Acta.</i> 522 (2), 169–177.	2004 Sep
<a href="#">A multi-residue method for the analysis of organophosphorus residues in cooked and polished rice using accelerated solvent extraction and dispersive-solid phase extraction (D-SPE) technique and uncertainty measurement</a>	Sanyal, D.; Rani, A.; Alam, S.	<i>J. Environ. Sci. Health, B</i> 44 (7), 706–16.	2009 Sep
<a href="#">Accelerated solvent extraction of lipids for determining the fatty acid composition of biological material</a>	Schäfer, K.	<i>Anal. Chim. Acta.</i> 358 (1), 69–77	1998 Jan
<a href="#">HPLC analysis of kaempferol and quercetin derivatives isolated by different extraction techniques from plant matrix</a>	Skalicka-Wozniak, K.; Szypowski, J.; Glowniak, K.	<i>J. AOAC Int.</i> 94 (1), 17–21.	Jan-Feb 2011
<a href="#">Statistical evaluation of fatty acid profile and cholesterol content in fish (common carp) lipids obtained by different sample preparation procedures</a>	Spiric, A.; Trbovic, D.; Vranic, D.; Djinic, J.; Petronijevic, R.; Matekalo-Sverak, V.	<i>Anal. Chim. Acta.</i> 672 (1-2), 66–71.	2010 Jul
<a href="#">Application of accelerated solvent extraction in the analysis of organic contaminants, bioactive and nutritional compounds in food and feed</a>	Sun, H.; Ge, X.; Lv, Y.; Wang, A.	<i>J. Chromatogr., A.</i> 1237, 1–23.	2012 May
<a href="#">Development of an accelerated solvent extraction, ultrasonic derivatisation LC-MS/MS method for the determination of the marker residues of nitrofurans in freshwater fish</a>	Tao, Y.; Chen, D.; Wei, H.; Yuanhu, P.; Liu, Z.; Huang, L.; Wang, Y.; Xie, S.; Yuan, Z.	<i>Food Addit. Contam. Part A Chem. Anal. Control Expo. Risk Assess.</i> 29 (5), 736–45.	2012
<a href="#">Simultaneous determination of lincomycin and spectinomycin residues in animal tissues by gas chromatography-nitrogen phosphorus detection and gas chromatography-mass spectrometry with accelerated solvent extraction</a>	Tao, Y.; Chen, D.; Yu, G.; Yu, H.; Pan, Y.; Wang, Y.; Huang, L.; Yuan, Z.	<i>Food Addit. Contam. Part A Chem. Anal. Control Expo. Risk Assess.</i> 28 (2), 145–54.	2011 Feb
<a href="#">Determination of 17 macrolide antibiotics and avermectins residues in meat with accelerated solvent extraction by liquid chromatography-tandem mass spectrometry</a>	Tao, Y.; Yu, G.; Chen, D.; Pan, Y.; Liu, Z.; Wei, H.; Peng, D.; Huang, L.; Wang, Y.; Yuan, Z.	<i>J. Chromatogr. B Analyt. Technol. Biomed. Life Sci.</i> 897, 64–71.	2012 May
<a href="#">Determination of seven toxaphene congeners in ginseng and milkvetch root by gas chromatography tandem mass spectrometry</a>	Tian, S.; Mao, X.; Miao, S.; Jia, Z.; Wang, K.; Ji, S.	<i>Se Pu.</i> 30 (1), 14–20.	2012 Jan





## Table of Contents

[Introduction](#)

[Analytical Technologies](#)

[Antifoaming Agents](#)

[Polyethylene Glycol](#)

[Silicone](#)

[Emulsifiers](#)

[Egg Lecithin](#)

[Soy Lecithin](#)

[Hypromellose](#)

[Polysorbate 80](#)

[Stabilizers](#)

[Gum Arabic](#)

[Surfactants](#)

[Spans](#)

[References](#)

## Peer Reviewed Journals: Sample Preparation Methods

Title	Authors	Publication	Publication Date
<a href="#">A consecutive preparation method based upon accelerated solvent extraction and high-speed counter-current chromatography for isolation of aesculin from <i>Cortex fraxinus</i></a>	Tong, X.; Zhou, T, Xiao, X.; Li, G.	<i>J. Sep. Sci.</i> 35 (24), 3609–14	2012 Dec
<a href="#">Characterization of anthocyanins and anthocyanidins in purple-fleshed sweetpotatoes by HPLC-DAD/ESI-MS/MS</a>	Truong, V. D.; Deighton, N.; Thompson, R. T.; McFeeters, R. F.; Dean, L. O.; Pecota, K. V.; Yencho, G. C.	<i>J. Agric. Food Chem.</i> 58 (1), 404–10	2010 Jan
<a href="#">Fat extraction from acid- and base-hydrolyzed food samples using accelerated solvent extraction</a>	Ullah, S. M.; Murphy, B.; Dorich, B.; Richter, B.; Srinivasan, K.	<i>J. Agric. Food Chem.</i> 59 (6), 2169–74.	2011 Mar
<a href="#">Analysis of zearalenone in cereal and swine feed samples using an automated flow-through immunosensor</a>	Urraca, J. L.; Benito-Peña, E.; Pérez-Conde, C.; Moreno-Bondi, M. C.; Pestka, J. J.	<i>J. Agric. Food Chem.</i> 53 (9), 3338–3344	2005
<a href="#">Accelerated solvent extraction and gas chromatography/mass spectrometry for determination of polycyclic aromatic hydrocarbons in smoked food samples</a>	Wang, G.; Lee, A. S.; Lewis, M.; Kamath, B.; Archer, R. K.	<i>J. Agric. Food Chem.</i> 47 (3), 1062–6.	1999 Mar
<a href="#">Subcritical water extraction of alkaloids in <i>Sophora flavescens</i> Ait. and determination by capillary electrophoresis with field-amplified sample stacking</a>	Wang, H.; Lu, Y.; Chen, J.; Li, J.; Liu, S.	<i>J. Pharm. Biomed. Anal.</i> 58, 146–51.	2012 Jan
<a href="#">Evaluation of Soxhlet extraction, accelerated solvent extraction and microwave-assisted extraction for the determination of polychlorinated biphenyls and polybrominated diphenyl ethers in soil and fish samples</a>	Wang, P.; Zhang, Q.; Wang, Y.; Wang, T.; Li X.; Ding, L.; Jiang, G.	<i>Anal. Chim. Acta.</i> 663 (1), 43–8.	2010 Mar
<a href="#">Determination of ten pesticides of pyrazoles and pyrroles in tea by accelerated solvent extraction coupled with gas chromatography-tandem mass spectrometry</a>	Xu, D.; Lu, S.; Chen, D.; Lan, J.; Zhang, Z.; Yang, F.; Zhou, Y.	<i>Se Pu.</i> ; 31 (3), 218–22.	2013 Mar
<a href="#">Online cleanup of accelerated solvent extractions for determination of adenosine 5'-triphosphate (ATP), adenosine 5'-diphosphate (ADP), and adenosine 5'-monophosphate (AMP) in royal jelly using high-performance liquid chromatography</a>	Xue, X.; Wang, F.; Zhou, J.; Chen, F.; Li, Y.; Zhao, J.	<i>J. Agric. Food Chem.</i> 57 (11), 4500–5.	2009 Jun
<a href="#">Identification and quantitation of eleven sesquiterpenes in three species of <i>Curcuma</i> rhizomes by pressurized liquid extraction and gas chromatography–mass spectrometry</a>	Yang, F. Q.; Li, S.; Chen, Y.; Lao, S. C.; Wang, Y.T.; Dong, T. T. X.; Tsim, K. W. K.	<i>J. Pharm. Biomed. Anal.</i> 39 (3/4), 552–558	2005 Sep
<a href="#">Dispersive solid-phase extraction cleanup combined with accelerated solvent extraction for the determination of carbamate pesticide residues in <i>Radix glycyrrhizae</i> samples by UPLC-MS-MS</a>	Yang, R. Z.; Wang, J. H.; Wang, M. L.; Zhang, R.; Lu, X. Y.; Liu, W. H.	<i>J. Chromatogr. Sci.</i> 49 (9), 702–8.	2011 Oct
<a href="#">Simultaneous determination of amitraz and its metabolite residue in food animal tissues by gas chromatography-electron capture detector and gas chromatography-mass spectrometry with accelerated solvent extraction</a>	Yu, H.; Tao, Y.; Le, T.; Chen, D.; Ishsan, A.; Liu, Y.; Wang, Y.; Yuan, Z.	<i>J. Chromatogr. B Analyt. Technol. Biomed. Life Sci.</i> 878 (21), 1746–52.	2010 Jul
<a href="#">Simultaneous determination of fluoroquinolones in foods of animal origin by a high performance liquid chromatography and a liquid chromatography tandem mass spectrometry with accelerated solvent extraction</a>	Yu, H.; Tao, Y.; Chen, D.; Pan, Y.; Liu, Z.; Wang, Y.; Huang, L.; Dai, M.; Peng, D.; Wang, X.; Yuan, Z.	<i>J. Chromatogr. B Analyt. Technol. Biomed. Life Sci.</i> 885-886, 150–9.	2012 Feb



## Peer Reviewed Journals: Sample Preparation Methods

Title	Authors	Publication	Publication Date
<a href="#">Determination of pentachlorophenol residue in meat and fish by gas chromatography-electron capture detection and gas chromatography-mass spectrometry with accelerated solvent extraction</a>	Zhao, D.	<i>J. Chromatogr. Sci.</i>	2013 May
<a href="#">Response surface modeling and optimization of accelerated solvent extraction of four lignans from <i>fructus schisandrae</i></a>	Zhao, L. C.; He, Y. Deng.; X, Yang, G. L.; Li, W.; Liang, J.; Tang, Q. L.	<i>Molecules. 17 (4)</i> , 3618–29	2012 Mar
<a href="#">Determination of acetanilide herbicides in cereal crops using accelerated solvent extraction, solid-phase extraction and gas chromatography-electron capture detector</a>	Zhang, Y.; Yang, J.; Shi, R.; Su, Q.; Yao, L.; Li, P.	<i>J. Sep. Sci. 34 (14)</i> , 1675–82	2011 Jul
<a href="#">Application of accelerated solvent extraction coupled with high-performance counter-current chromatography to extraction and online isolation of chemical constituents from <i>Hypericum perforatum</i> L</a>	Zhang, Y.; Liu, C.; Yu, M.; Zhang, Z.; Qi, Y.; Wang, J.; Wu, G.; Li, S.; Yu, J.; Hu, Y.	<i>J. Chromatogr., A. 1218 (20)</i> , 2827–34	2011 May
<a href="#">Analysis of volatile components in Qingshanlvshui tea using solid-phase microextraction/accelerated solvent extraction-gas chromatography-mass spectrometry</a>	Zhan, J.; Lu, S.; Meng, Z.; Xiang, N.; Cao, Q.; Miao, M.	<i>Se Pu. 26 (3)</i> , 301–5.	2008 May



### Table of Contents

[Introduction](#)

[Analytical Technologies](#)

[Antifoaming Agents](#)

[Polyethylene Glycol](#)

[Silicone](#)

[Emulsifiers](#)

[Egg Lecithin](#)

[Soy Lecithin](#)

[Hypromellose](#)

[Polysorbate 80](#)

[Stabilizers](#)

[Gum Arabic](#)

[Surfactants](#)

[Spans](#)

[References](#)



## Technical Collateral: Sample Preparation Methods

Product Number	Technique	Title
AN 326	HPLC-UV	Extraction of Drugs from Animal Feeds Using Accelerated Solvent Extraction (ASE)
AN 335	HPLC-UV	Accelerated Solvent Extraction (ASE) of Active Ingredients from Natural Products
AN 356	IC-conductivity	Determination of Perchlorate in Vegetation Samples Using Accelerated Solvent Extraction and Ion Chromatography
AN 357	HPLC	Extraction of Phenolic Acids from Plant Tissue Using Accelerated Solvent Extraction (ASE)
AN 363	HPLC	Extraction of Herbal Marker Compounds Using Accelerated Solvent Extraction Compared to Traditional Pharmacopoeia Protocols

### Table of Contents

[Introduction](#)

[Analytical Technologies](#)

[Antifoaming Agents](#)

[Polyethylene Glycol](#)

[Silicone](#)

[Emulsifiers](#)

[Egg Lecithin](#)

[Soy Lecithin](#)

[Hydromellose](#)

[Polysorbate 80](#)

[Stabilizers](#)

[Gum Arabic](#)

[Surfactants](#)

[Spans](#)

[References](#)



[www.thermofisher.com/liquidchromatography](http://www.thermofisher.com/liquidchromatography)

©2016 Thermo Fisher Scientific Inc. All rights reserved. All trademarks are the property of Thermo Fisher Scientific and its subsidiaries. This information is presented as an example of the capabilities of Thermo Fisher Scientific products. It is not intended to encourage use of these products in any manners that might infringe the intellectual property rights of others. Specifications, terms and pricing are subject to change. Not all products are available in all countries. Please consult your local sales representative for details.

**Africa** +43 1 333 50 34 0  
**Australia** +61 3 9757 4300  
**Austria** +43 810 282 206  
**Belgium** +32 53 73 42 41  
**Canada** +1 800 530 8447  
**China** 800 810 5118 (free call domestic)  
400 650 5118

**Denmark** +45 70 23 62 60  
**Europe-Other** +43 1 333 50 34 0  
**Finland** +358 9 3291 0200  
**France** +33 1 60 92 48 00  
**Germany** +49 6103 408 1014  
**India** +91 22 6742 9494  
**Italy** +39 02 950 591

**Japan** +81 45 453 9100  
**Korea** +82 2 3420 8600  
**Latin America** +1 561 688 8700  
**Middle East** +43 1 333 50 34 0  
**Netherlands** +31 76 579 55 55  
**New Zealand** +64 9 980 6700  
**Norway** +46 8 556 468 00

**Russia/CIS** +43 1 333 50 34 0  
**Singapore** +65 6289 1190  
**Spain** +34 914 845 965  
**Sweden** +46 8 556 468 00  
**Switzerland** +41 61 716 77 00  
**UK** +44 1442 233555  
**USA** +1 800 532 4752

**Thermo**  
S C I E N T I F I C

A Thermo Fisher Scientific Brand